

RETAIL PRICE LIST 2011

*Prices shown inside have been increased
by 20% from 2004 Retail Price List dated
01 October 2004*



GROUP FOUR
FURNITURE

Effective 01 September 2011

Retail Price List

Effective 01 September 2011

Group Four Furniture Inc.

33 Shepherd Road

Oakville, Ontario L6K 2G6

(877) 585-1478 FAX (905) 845-6894

e-mail: g4furn@aol.com

www.groupfourfurniture.com

© Group Four Furniture Inc.

2

Once upon a time there was a little company that made tubular steel seating and tables. It didn't claim that the furniture was revolutionary or a breakthrough, but it did know the product was so well built that it would perform flawlessly in the most demanding applications.

It also knew that its furniture would provide comfortable and attractive solutions for a wide range of special settings. From health care to educational, from transportation to government, from corporate to residential - each can be supplied with a design uniquely suited to its functional and aesthetic requirements. A wide choice of standard fabrics or C.O.M. plus a selection of 18 powder epoxy colours or chrome provide finish selections to enhance the product range.

Group Four is proud to use heavier gauge steel, to develop stronger inner frames, and to use the best materials and technology. We are committed to service that ensures timely delivery and quality control to make sure the furniture is right when it arrives. For special needs, modifications and even new designs can be accommodated.

We have grown for over two decades now, until today we are a somewhat larger enterprise that knows how to produce an ever expanding range of well-designed, durable and functional furniture.



Chairs

pages 10-18: 1102, 1103, 1103A, 1103BAR, 1100M, 1100H, 1302, 1303, 1402, 1503, 1603, 1702, 1903, 2003, 2003S



Stools

pages 28-31: 1412S, 1413S, 1912S, 1913S, 5202, 5203, 5300, 5402, 5500, 5603, 5902, 5903, 5903A



Lounge Seating

pages 42-51: 2403, 2503, 2603, 2703, 2803, 2903, 3300, 3403, 3403S, 3403H, 3503, 3503S, 3503H, 3603, 3703



Utah Chairs

pages 19-23: 0902, 0902S, 0902ST, 0902T, 0903, 0903A, 0903S, 0903SA, 0903ST, 0903T



Beam Seating

pages 32-39: 0401, 0402, 0403, 0403A, 0500, 0501, 0502, 0503, 0505, 0506, 0507, 0508, 0702, 0703, 0705, 0706



Occasional Tables

pages 52-55: 2503, 2803, 2903, 3300, 3403, 3503, 7000, 7400, 9000

Table of Contents

3



Office Chairs

pages 24–25: 1412, 1413, 1413A, 1912, 1913, 1913A



Children's Chairs

pages 26–27: 0802C1, 0802C2, 1102C1, 1102C2, 1503C1, 1503C2



Fast Food Seating

page 40: 0100-1, 0100-2, 0100-4, 0100-4X



Continuous Seating

page 41: Ordering instructions and sample layout



Tables

pages 56–83: 6000, 6100, 6200, 6300, 6400, 6500, 6600, 6700, 6800, 7000, 7000C, 7100, 7200, 7300, 7500, 7600, 7800, 7900



Modular Tables

pages 84–87: 6500M, 6700M

- Product Index 2
- Terms & Conditions 4
- Warranty 4
- Specifications 7
- Maharam Fabrics & Vinyls 8
- Momentum Fabrics & Vinyls 9
- Chairs 10
- Utah Chairs 19
- Office Chairs 24
- Children's Chairs 26
- Stools 28
- Beam Mounted Seating 32
- Fast Food Seating 40
- Continuous Seating 41
- Lounge Seating Specifications 42
- Lounge Seating 44
- Occasional Tables 52
- Table Notes, Tops & Bases 56
- Table Top Finishes & Edges 62
- Table Accessories 64
- Tables 68
- Modular Tables 84

TERMS & CONDITIONS

GENERAL NOTES

Retail Price List

Effective 01 September 2011

Group Four Furniture Inc.

33 Shepherd Road

Oakville, Ontario L6K 2G6

(877) 585-1478 FAX (905) 845-6894

e-mail: g4furn@aol.com

www.groupfourfurniture.com

© Group Four Furniture Inc.

PRICE LIST

The distribution of this price list does not in itself constitute an offer to sell.

PRICES

All prices are suggested retail, FOB factory, Oakville, Ontario, Canada. Prices in effect at time of shipment will prevail and are subject to change without notice. Prices do not include taxes, crating, storage, shipping or installation.

Canadian orders are payable in Canadian funds. United States orders are payable in American funds, with duty and brokerage paid by Group Four Furniture Inc.

TERMS

Terms are net 15 days from date of shipment with approved credit. All other orders are subject to pre-payment in full or part, receivable by the executive offices of Group Four Furniture Inc. only.

ORDERING PROCEDURE

Please submit orders to Group Four Furniture Inc. in writing, either by FAX or hardcopy. Orders sent by FAX do not require confirmation. Be sure to indicate:

- Quantity and model number;
- A brief description of all items;
- Finish choices, including epoxy, upholstery, laminate, pvc;
- Any special requirements.

We will acknowledge your order promptly in writing and we ask for your cooperation in checking the acknowledgement against your order for inaccuracies. Please advise us of any discrepancies within 5 business days of receipt of the acknowledgement.

CHANGES

Changes to orders, including quantity, items and finish, will be accommodated if at all possible, but may be subject to a service charge if costs are incurred. Orders with customer's own material (COM), for custom finishes or items, or where a RUSH delivery has been requested are NOT subject to change or cancellation. Changes to or cancellation of all other orders within one month of the estimated shipping date are subject to approval by Group Four and a 15% minimum restocking fee. **All requests for change must be in writing**

TITLE

Goods remain the property of Group Four Furniture Inc. until paid for in full.

RETURNS

Merchandise may be returned only with our written authorization. Authorized returns are subject to a restocking charge, as well as reconditioning expenses, which will be deducted from the credit note. Return transportation must be prepaid.

DELIVERY

Our order acknowledgement will confirm the estimated delivery date. Deliveries for COM orders are subject to the timing of our receipt of the COM. We are not responsible for delay in shipment or failure to deliver due to strikes, lockouts, fires, floods, storms or other causes beyond our control.

DESIGN CHANGES

Group Four Furniture Inc. retains the right to alter or discontinue models at any time without prior notice. This right to change applies to the catalogue contents, price list, fabrics and finishes, as well as weights and dimensions.

WARRANTY

Group Four is pleased to provide a lifetime structural warranty against defects in manufacture and materials to the initial purchaser during normal use within the warranty period outlined below, commencing with the date of shipment:

- On all Group Four structural steel frame components - **lifetime structural warranty**
- On all other Group Four components, except as noted - **5 years**
- On all solid woods and wood veneers, plastic laminates, upholstery coverings and powder-coat finishes - **2 years**
- On all custom products - **1 year**

This warranty does not apply where there is evidence of alteration, misuse, negligence, abuse or theft. No warranty shall apply to COM fabrics whether supplied by the customer or specified for purchase by Group Four Furniture Inc. (check with your fabric supplier for any protection they offer).

Group Four may, at its sole discretion, repair or replace any faulty item covered by this warranty. If any product is considered to be defective, notice in writing must be given to Group Four within the warranty period and Group Four shall arrange for inspection. Any item(s) that are authorized for return for service must be shipped freight prepaid. If the warranty claim is accepted by Group Four, we will be pleased to reimburse the charges that have been incurred. If Group Four, which has the sole discretion in warranty decisions, considers the claim to be valid, it will replace or repair the item(s) at no charge. Group Four's position on the validity of any claim and its proposed course of remedial action, if indicated, shall be communicated in writing and shall be final.

Except as stated above, Group Four extends no express or implied warranties regarding any product and, particularly, makes no warranty of merchantability or of fitness for any particular purpose. Group Four will not be liable for consequential or incidental damages. Repair or replacement within the terms of this warranty is Group Four's only obligation for a product defect.

DESIGN RIGHTS

All products shown in the Group Four Furniture Inc. catalogue are protected by design patents and registrations. Infringement of design rights will be aggressively prosecuted.

SHIPPING

Group Four Furniture Inc. will choose the carrier unless otherwise specified, in writing, by the customer. All shipping charges will be borne by the customer. Our responsibility ceases when the transportation company issues its receipt to us. Before accepting shipment, inspect carefully for evidence of damage and/or shortages. If either is found, refuse to accept the shipment until the carrier's agent or representative states in writing on the freight bill the extent of the damage or shortage.

If you discover concealed damage or shortages after you have received the goods, stop unpacking and notify the carrier's agent or representative immediately. Request a prompt inspection to verify your claim and insist on receiving a written copy of the report. Valid inspections for concealed damage must be made and reported within 15 days from receipt of shipment. If you require any help with the claims process, Group Four's customer service would be pleased to assist.

CRATING CHARGES

All products are normally shipped in cardboard containers which are included in the price. **Crating is necessary for certain items, and there are extra charges applicable.**

CUSTOMER'S OWN MATERIAL (COM)

Prices for COM include labour for applying. Yardage indicated is based on 54" (1372mm) wide material with no pattern match. Extra charges will apply when patterned or striped fabric is supplied, and additional yardage will be required. Contact the factory for details.

Group Four Furniture Inc. reserves the right to decide on suitability of any supplied fabric. A sample of the COM to be specified, large enough to assess suitability, with the face side and pattern direction indicated, must be submitted for approval.

Note: Group Four Furniture Inc. will not be responsible for failure of COM fabric or vinyl. Our acceptance of COM for upholstery DOES NOT imply any liability.

COM may be cut and sewn at any time after receipt and may not be returnable in the event of order cancellation. Group Four Furniture Inc. assumes no responsibility for non-receipt of COM, and, while the order is processed for production at the time it is received, the actual shipping date depends on receipt of the COM.

Fabrics are applied at the discretion of the factory in the absence of specific direction from the customer. Unless the pattern dictates differently, all fabrics will be cut "up the roll" (not railroaded). Stripes are applied vertically.

CUSTOMER'S OWN LEATHER (COL)

For COL orders, use Grade B prices if quantities are above the minimum order noted for COM pricing, and use Grade C prices for smaller quantities. All terms, conditions and instructions for COM apply for COL. COL area requirements: 17 square feet per yard of COM.

COM & COL SHIPPING INSTRUCTIONS

Ship all COM fabrics prepaid to Group Four Furniture Inc., 33 Shepherd Road, Oakville, Ontario, L6K 2G6. Packaging must be fully labelled with sufficient information to identify the fabric with the appropriate order. For shipments of COM originating in the USA, most fabric suppliers will provide the documents necessary for the border crossing and delivery if you instruct them to ship the fabric prepaid to Group Four Furniture Inc.

If the shipment is not direct from the supplier, contact Group Four for instructions.

Most COM shipments from the USA are best shipped by UPS and should be marked for customs clearance by UPS.

CUSTOM ORDERS

Group Four welcomes the opportunity to work with you in developing new products or modifying existing designs to answer specific requirements. Much of our product development comes from such challenges. If you see a need for something new, just give us a call.

Flammability Standards

FABRIC

The flammability performance of Group Four fabrics is printed on the sample cards.

FOAM

Group Four's upholstery foam meets the specifications of Federal Motor Vehicle Safety Standard 302 and California Technical Bulletin 117.

CAL133

California Technical Bulletin 133 requires the testing of a complete unit rather than components. Group Four cannot certify compliance with CAL133 without conducting a test of the product in question with the upholstery covering specified.

Most of Group Four's designs can be supplied with a fireblocker laminated to the back of the upholstery covering that will not contribute to a failure of the CAL133 test. The extra cost for this fireblocker is \$55.20 per yard (\$840.00 minimum) LIST, including shipment from the laminator to Group Four. See specifications for yardage required. This cost DOES NOT cover the charge for the test described below.

If a certificate of compliance is required of a product that has not previously been tested, an independent laboratory must be engaged at a cost of \$720.00 NET. Price includes the sample to be tested and a full report from the lab.

For information on CAL133, contact the California Department of Consumer Affairs (916) 920-6951 or FAX (916) 488-7623.

Maintenance Recommendations

EPOXY

Light soiling may be removed by a damp cloth or household glass cleaner. Heavy marking can be removed with a polishing compound or car wax. Scratches or worn areas can be repaired with touch-up paint. Contact your local representative for details.

CHROME

Use a damp cloth or diluted mild detergent. Do not use abrasive cleaners.

FABRIC

Keep all upholstered furniture well vacuumed using proper attachments. We suggest a professional cleaning service be used on a regular basis to thoroughly clean the fabric and remove soiling that a normal vacuum cannot remove.

The key to stain removal is **PROMPT ACTION**. Soak up excess staining material immediately with a soft, absorbent material, but do not dry completely or it may set.

For water-based stains, use a solution of warm, soapy water. For oil-based stains, use a good spray dry-cleaning solution.

VINYL

Use soap and water.

PLASTIC LAMINATE

Laminate surfaces can normally be cleaned with a damp cloth. Avoid using an excessive amount of water or solvent, and never use abrasive cleaners. Difficult marks or spills can be removed with spray-on household cleaners. Avoid caustic solutions which may cause a change in surface colour.

VEENER AND WOOD

Wood surfaces are finished with a catalysed lacquer that resists abrasion and liquids, including tea, coffee, alcohol and fruit juice.

We recommend the following care and maintenance to avoid damage:

During the first month the lacquer has not reached its full surface hardness. Clean the wood with a soft cloth and avoid cleaning products. Do not apply any wax during this period.

After the first month it is best to continue regular cleaning with a soft cloth. A mild detergent or vinegar and water solution may be used if necessary. Avoid the use of spray cleaners. If you want to use wax, choose solid rather than liquid. But realize, once wax is applied it must be maintained.

FABRIC TREATMENT

The following treatments can be applied to any supplied fabric. The cost includes shipment from the finishing facility to Group Four.

MicroB-lock™ - Laminated to the back of the fabric, MicroB-lock™ provides a moisture barrier plus protection against odours, germs and stains. Meets ASTM G-21-90.

\$32.40 LIST per yard (\$444.00 LIST minimum)

FIREGARD™ - This fire-blocker, when laminated to the back of the fabric, controls flame spread so the fabric will not contribute to a failure of CAL133, the Boston Fire Code, etc.

\$55.20 LIST per yard (\$840.00 LIST minimum)

Seating Specifications

Frames are constructed of chrome quality seamless cold rolled tubing. Tubing is mandrel bent, then welded, ground and polished smooth before finishing with electrostatically applied powder epoxy or chrome-plating. Exposed tube ends are finished with welded or zinc diecast end caps. Seats and backs are attached with tamper-resistant hardware. All fastening is metal-to-metal.

Beam support is 2.5" (63.5mm) diameter x 11 gauge tubing with matching column supports and zinc diecast feet. Beam shall be supplied in modular lengths that join with an expanding sleeve to allow arrangements of any length. Joins can be angled to allow groupings to create radiused or curvilinear shapes.

Seats are available in birch veneer, fabric or vinyl upholstery or perforated metal. Upholstered seats have zipper-closed slipcovers to allow field replacement, and all seams are finished with a double "basketball stitch" with twill tape backing for extra strength and handsome detailing.

Foam- most components are HR (high resiliency) moulded polyurethane foam over a rigid urethane shell or a tubular steel inner-frame with Flex-o-lator spring. Some products have high density fabricated polyurethane foam over moulded plywood seat and back components.

Glides are made of injection moulded plastic and are standard on all seating and tables. If sled base chairs are to be used on carpet they can be supplied without glides for easier movement.

Casters- when casters are indicated or specified, twin-wheel hard nylon casters with a load rating of 75 pounds (34kg) each are normally supplied for carpeted floors. For hard surfaces, a soft twin-wheel or single-wheel rubber caster should be specified. For tables, casters on one side are supplied with brakes.

Table Top Specifications

Plastic Laminate Table Tops are constructed of 1" (25.4mm) thick, A grade, 45 lb per cu.ft. (700 kg/cu m) density particle board. A nominal 1/16" (1.6mm) general purpose laminate face and balancing backing sheet are bonded to the substrate with a non-toxic adhesive, producing a top with an overall thickness of 1 1/8" (29mm). Plastic laminate may be chosen from the standard Wilsonart range. Formica, Nevamar, ForboArborite and Pionite solids, patterns and woodgrains are also available. If you want to use a laminate not listed here, just provide the name, pattern and colour and we will obtain a price for you.

Wood Veneer Table Tops are available in maple, oak, cherry and mahogany. Other veneers may also be available - let us know what you require and we will determine availability and obtain pricing. Construction is the same as described under plastic laminate, except the finish is either clear catalysed lacquer or stained to match your supplied sample.

Other Table Tops- glass tops are offered on certain occasional tables in 3/8" (10mm) and 1/2" (12mm) thickness clear glass, with all edges polished. Steel tops are also available in both perforated and solid metal with powder epoxy finish. Solid maple butcher block tops are offered in thicknesses from 1" (25.4mm) to 1-3/4" (44.5mm) with pencil round or full bullnose edges. Fingerjointed material and clear catalysed lacquer finish is standard. Or we can stain to match your supplied sample.

Table Edges- tops are available with self-edge, including built-up to 2" (50mm), 1 1/8" (29mm) thick full bullnose or 1/4" wide flat pvc, solid hardwood in bullnose, flat and reverse bevel profiles (up to 1 3/4" (45mm) thick) and in poured seamless edges in a variety of profiles.

Frame Finish Specifications

Chrome plating - after all exposed welds are ground and polished smooth the entire frame is polished before being immersed for 5 minutes in a soak cleaner, 3 minutes in electro cleaner, 20 seconds in acid cleaner, 3 minutes (again) in electro cleaner and then water rinsed. Parts are then dipped in the nickel solution tank for 20 minutes, water rinsed twice, immersed in activator and then water rinsed again. Frames are then lowered into chrome solution tank for 30 minutes, after which they are water rinsed twice and then hot water rinsed. The resulting finish consists of:

- nickel-plating: .005 mils
- chrome-plating: .0003 mils

Epoxy Hybrid and Polyester Powders - after grinding and polishing all exposed welds to a smooth finish, frames are washed and treated with a phosphate rinse. This improves adhesion of the epoxy hybrid or polyester powder that is applied electrostatically before oven-baking at 425F degrees (220C) for 10 minutes. The resulting smooth, durable finish meets the following specifications:

- Coating thickness: 3 to 4.5 mils
- Pencil hardness: H2H minimum
- Impact: 160 in.lbs.
- Salt spray: 1000+ hours

Every attempt is made to maintain colour consistency in all products finished with powder coating, however slight variations may occur. Colour samples provided are as accurate as possible, but if colour matching is crucial, an actual powder sample should be used instead of the epoxy card. Group Four Furniture Inc. guarantees powder coating against discolouration during normal indoor use, and recommends powder polyester for outdoor applications.

MAHARAM FABRICS & VINYL

To obtain memo samples, chain sets or cards contact Maharam at 1-800-645-3943. See Maharam cards for specifications and complete color selections or visit their web site at www.maharam.com.

Fabrics & Vinyls

8

V = Vinyl

Grade C

Article - V
Medium
Messenger
Metric
Milestone
Petal - V
Reverie - V

Grade D

Abrash
Akimbo
Align
Alter
Amble
Arbor
Assemblage
Before
Beside
Bitmap - V
Bop
Bound
Box
Bridge
Cadence - V
Candid - V
Cartouche
Certain
Chase
Chime
Cinch
Coincide
Comment
Corner
Cover
Crush
Current
Dash
Decode
Defer
Disperse
Division
Double Check
Exchange
Fathom - V
Flicker - V
Focus
Gradient
Hinge
Imprint
Intertwine
Kernel

Grade D (continued)

Lariat - V
Ledger
Limit
Magic by Kvadrat
Marquee
Meridian
Overlap
Panache
Plait
Quick - V
Recollection
Scuba
Setting
Skate
Slice
Stack
Steady
Steady Crypton
Stroll
Sudden
Trait
Transfer
Twice
Twine
Vary
Verdant
Verse
Wafer
Waterfront
Whirl
Yanagi

Grade D +

A Band Apart + \$400
Across + \$20
Along + \$20
Alpaca Epingle + \$360
Alpaca Herringbone + \$240
Alpaca Velvet + \$360
Alpine Stripe + \$180
Aria + \$100
Around + \$60
Balustrade + \$40
Bespoke Stripe + \$180
Blumen + \$140
Cadence + \$20
Centric + \$60
Chance + \$20
Checker + \$180
Checker Split + \$180
Chenille Cord + \$40
Chenille Multi + \$20
Chenille Stripe + \$100
Cipher + \$40
Circles + \$160
Climb + \$60
Coach Cloth + \$180
Cobblestone + \$220
Contrary + \$40
Couple + \$20
Creative Artists Agency + \$400
Crosspatch + \$120
Dandy + \$160
Dart + \$20
Design 9297 + \$160
Dingbats + \$100
Ditto + \$20
Divina by Kvadrat + \$40
Divina Melange + \$40
Dot Pattern + \$160
Double Triangles + \$180
Envelop + \$60
Epingle Stripe + \$220
Exaggerated Plaid + \$180
Facets + \$180
Fasten + \$20
Fiddle + \$40
Flora by Kvadrat + \$40
Floret + \$20
Folklore + \$180

+ add amount shown LIST
PER YARD to Grade D
pricing

Grade D + (continued)

Geometri + \$180
Gertrude + \$140
Hallingdal + \$60
Herringbone Stripe + \$180
Highfield by Kvadrat + \$80
Hive - V + \$20
Horto + \$360
Intricate + \$160
Jacobs Coat + \$180
Layers Garden + \$280
Layers Garden Double + \$600
Layers Park + \$280
Layers Park Double + \$600
Layers Vineyard Large + \$280
Layers Vineyard Small + \$280
Letters + \$200
Level + \$80
Meander + \$20
Mechanism + \$80
Median + \$40
Melange Tweed + \$180
Mikado + \$120
Millerstripe + \$180
Minimal + \$20
Mohair Extreme + \$400
Names + \$180
Oda by Kvadrat + \$160
Offset + \$60
Optik + \$160
Orakelblume + \$160
Orissa + \$40
Painted Stripe + \$180
Pavement + \$120
Peep + \$80
Perception + \$20
Periphery + \$180
Pictogram + \$80
Plural + \$140
Ply Chenille Grid + \$180
Ply Mesh Black/Frost + \$180
Ply Mesh Black/Tan + \$180
Precisely + \$180
Massive Paisley + \$380
Mohair Panne + \$280
Mohair Supreme + \$240
Monk's Wool + \$220

+ add amount shown LIST
PER YARD to Grade D
pricing

Grade D + (continued)

Pebble Wool + \$240
Pebble Wool Multi + \$240
Pinpoint Epingle + \$220
Quatrefoil + \$120
Radiant + \$80
Random - V + \$20
Reel + \$40
Remix by Kvadrat + \$20
Repeat Classic Houndstooth + \$160
Repeat Classic Stripe + \$160
Repeat Dot Pixel + \$160
Repeat Dot Ring + \$160
Rivet + \$20
Salon + \$100
Scout + \$20
Scout Crypton + \$40
Sea Things + \$100
Small Dot Pattern + \$160
Snap + \$80
Star by Kvadrat + \$100
Steelcut by Kvadrat + \$40
Steelcut Trio + \$60
Stripes + \$180
Tally + \$20
The Firm + \$400
The Story of My Life + \$160
Tonica by Kvadrat + \$20
Tonus by Kvadrat + \$40
Toostripe + \$180
Topas by Kvadrat + \$40
Tournesol + \$20
Transit - V + \$20
Treat + \$20
Tremor + \$20
Tundra by Kvadrat + \$60
Turn + \$20
Unisol + \$180
Upright + \$20
Venn + \$20
Voyage + \$140
Weimar + \$60
Zag + \$20

+ add amount shown LIST
PER YARD to Grade D
pricing

To obtain memo samples, chain sets or cards contact Momentum at 1-800-366-6839. See Momentum cards for specifications and complete color selections or visit their web site at www.themomgroup.com.

Fabrics

Crypton

Vinyls

Grade A

Ace
Basis
Cinch
Core
Expo
Insight
Interval
Kayo
Moda
Nook
Origin
Perk
Pivot
Ratio
Reverie
Russo
Sassy
Tangent
Tate
Trek
Vox

Grade B

Axis
Cachet
Context
Era
Etch
Factor
Form
Gauge
Hue
Jargon
Jinx
Knack
Mime
Mimic
Pinpoint
Prodigy
Prompt
Ringo
Saucy
Sector
Snippet
Transit
Verge

Grade C

Boom
Bree
Candid
Chi
Clue

Grade C (cont.)

Dabble
Delve
Dive
Echelon
Elan
Enviro
Essentia
Gabe
Gesture
Gig
Gusto
Impact
Incognito
Intermix
Isla
Kindle
Lucia
Marquee
Matter
Memoir
Morphe
Nostalgia
Novo
Pause
Posh
Quantum
Racer
Realm
Redux
Relevant
Relic
Rendezvous
Savant
Schema
Scribe
Sense
Sequence
Simplex
Solo
Solo2
Stance
Streamline
Taction
Tease
Tek
Theory
Tone
Valet
Vario
Veer
Venue
X-Factor
Yoshe

Grade D

Acacia
Altro
Amenity
Anais
Azmi
Bandwidth
Bento
Bestow
Bias
Caption
Catalogue
Charade
Cienega
Crew
Digit
District
Dividend
Duo
Effloresce
Emanate
Exes
Flux
Idiom
Idyll
Index
Inhabit
Inner Circle
Jammin
Jay
Jensen
Jest
Juncture
Linea
Mara
Melange
Melodeon
Mod
Mojo
Montage
Ohs
Pann's
Pearce
Premise
Primo
Proof
Quad
Query
Rae's
Remy
Revolve
Solano
Soma
Vita

Grade D +

Dimy's *+\$10*
Romeo's *+\$10*

**+ add amount shown
LIST PER YARD to
Grade D pricing**

Grade C

Crypton Suede
Evoke
Faze
Flurry
Hyphen
Jolt
Smart Suede
Tribute

Grade D

Ardour
Brea
Buzz
Calabasas
Crux
Delmonico
Feliz
Frolic
Hermosa
Hub
Huntington
Infusion
Jax
Locale
Malibu
Mantra
Maxim
Mulholland
Narration
Niche
Pomona
Recollection
Rio
Schmooze
Scoupe
Sepulveda
Strada
Sway
Telegram
Topanga
Tweed
Viva
Zoom

Grade B

Agora
Canter
Cashmere

Grade C

Array
Bravo
Crete
Echo
Fleck
Foray
Force
Glam
Icon
Kinetic
Lumiere
Lustre
Max
Mercury
Paragon
Radiate
Rebel
Rein
Spyro
Sublime
Surface
Tact
Tatami

Grade D

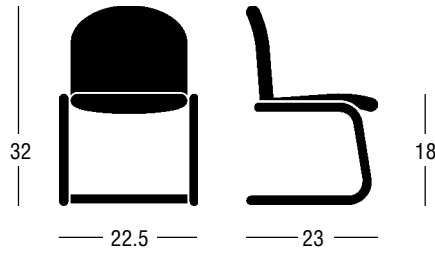
Carouse
Identity
Imprint
Innuendo
Masque
Periphery

Grade D +

Silica *+\$20*

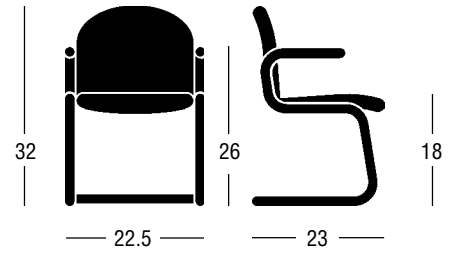
**+ add amount
shown LIST PER
YARD to Grade D
pricing**

CHAIRS



1302

Armless



1303

Sylvester

10

FINISH	EPOXY	CHROME	EPOXY	CHROME
BIRCH VENEER	372.60	460.80	460.80	532.80
COM	460.80	532.80	532.80	604.80
GRADE A	496.80	568.80	568.80	640.80
GRADE B	516.00	588.00	588.00	660.00
GRADE C	552.00	624.00	624.00	696.00
GRADE D	604.80	676.80	676.80	748.80

SHIPPING - Weight (lbs. per unit)	29	31
- Cubic Feet (per unit)	11.2	11.2

YARDAGE	1.25	1.25
----------------	-------------	-------------

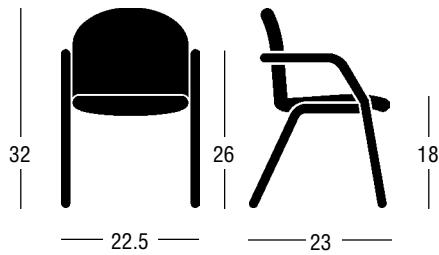
See pages 18 to 19 for more information on chair accessories

IMPORTANT NOTES

1. COM price is based on a minimum order of 6 chairs. Use Grade B price for smaller orders.
2. Moulded plywood shells are available in a clear lacquered natural birch veneer. For custom finishes contact the factory for pricing and availability. Plywood seats are 1" lower than the upholstered seat.
3. The ends of the tubing are closed with a domed zinc die-cast plug.
4. A one-piece plastic ganging connector (model 1.25"-G) is available for \$4.80 LIST. It is recommended that two connectors be used per join. See page 18.
5. A matching stool is available, model 5202. See page 29.

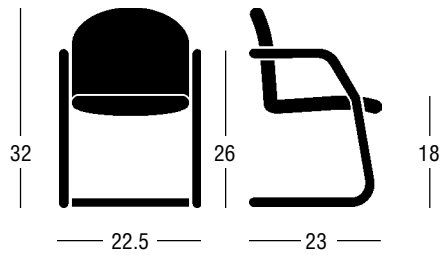
IMPORTANT NOTES

1. COM price is based on a minimum order of 6 chairs. Use Grade B price for smaller orders.
2. Moulded plywood shells are available in a clear lacquered natural birch veneer. For custom finishes contact the factory for pricing and availability. Plywood seats are 1" lower than the upholstered seat.
3. The 1302 should be specified when a matching armless chair is required.
4. The arm caps are moulded black plastic with a textured finish.
5. The ends of the tubing are closed with a domed zinc die-cast plug.
6. A one-piece plastic ganging connector (model 1.25"-G) is available for \$4.80 LIST. It is recommended that two connectors be used per join. See page 18.
7. A matching stool is available, model 5203. See page 29.



1503

Tom 4-leg



1903

Tom

EPOXY 427.20 499.20 535.20 554.40 590.40 643.20	••••• ••••• ••••• ••••• ••••• ••••• •••••	CHROME 499.20 571.20 607.20 626.40 662.40 715.20	EPOXY 408.00 480.00 516.00 535.20 571.20 624.00	••••• ••••• ••••• ••••• ••••• ••••• •••••	CHROME 480.00 552.00 588.00 607.20 643.20 696.00
32 11.2			32 11.2		
1.25			1.25		

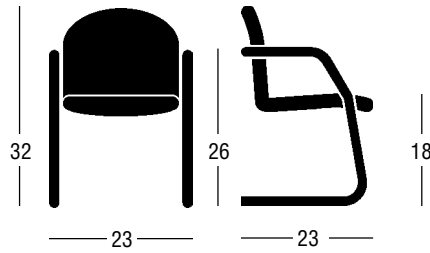
IMPORTANT NOTES

1. COM price is based on a minimum order of 6 chairs. Use Grade B price for smaller orders.
2. Moulded plywood shells are available in a clear lacquered natural birch veneer. For custom finishes contact the factory for pricing and availability. Plywood seats are 1" lower than the upholstered seat.
3. The ends of the tubing are closed with a moulded black plastic plug.
4. The 1503 is available with self-skinned urethane arm caps for a premium of \$96. LIST. See page 18.
5. A one-piece plastic ganging connector (model 1.25"-G) is available for \$4.80 LIST. It is recommended that two connectors be used per join. See page 18.
6. A removable phlebotomy arm (model 1900-AF) in self-skinned black urethane is available at \$120. LIST. See page 18.

IMPORTANT NOTES

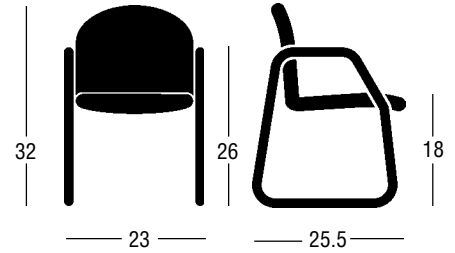
1. COM price is based on a minimum order of 6 chairs. Use Grade B price for smaller orders.
2. Moulded plywood shells are available in a clear lacquered natural birch veneer. For custom finishes contact the factory for pricing and availability. Plywood seats are 1" lower than the upholstered seat.
3. The 1302 should be specified when a matching armless chair is required.
4. The 1903 is available with self-skinned urethane arm caps for a premium of \$96. LIST. See page 18.
5. A one-piece plastic ganging connector (model 1.25"-G) is available for \$4.80 LIST. It is recommended that two connectors be used per join. See page 18.
6. A removable phlebotomy arm (model 1900-AF) in self-skinned black urethane is available at \$120. LIST. See page 18.

CHAIRS



2003

Jerry



2003S

Special Jerry

12

FINISH

BIRCH VENEER

COM

GRADE A

GRADE B

GRADE C

GRADE D

EPOXY

408.00

480.00

516.00

535.20

571.20

624.00

CHROME

480.00

552.00

588.00

607.20

643.20

696.00

EPOXY

492.00

564.00

600.00

619.20

655.20

708.00

CHROME

576.00

648.00

684.00

703.20

739.20

792.00

SHIPPING - Weight (lbs. per unit)

32

- Cubic Feet (per unit)

11.2

39

12.2

YARDAGE

1.25

1.25

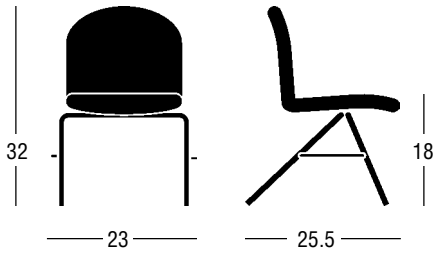
See pages 18 to 19 for more information on chair accessories

IMPORTANT NOTES

1. COM price is based on a minimum order of 6 chairs. Use Grade B price for smaller orders.
2. Moulded plywood shells are available in a clear lacquered natural birch veneer. For custom finishes contact the factory for pricing and availability. Plywood seats are 1" lower than the upholstered seat.
3. The ends of the tubing are closed with a flat zinc die-cast plug.
4. A two-piece black plastic ganging connector (model 1.50"-G) is available for \$4.80 LIST. It is recommended that two connectors be used per join. See page 18.
5. A removable phlebotomy arm (model 1900-AF) in self-skinned black urethane is available at \$120. LIST. See page 18.

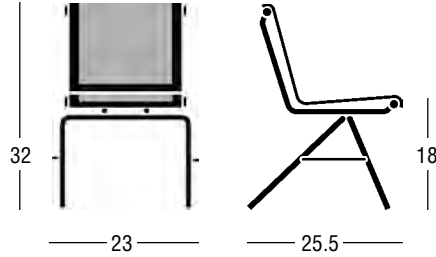
IMPORTANT NOTES

1. COM price is based on a minimum order of 6 chairs. Use Grade B price for smaller orders.
2. Moulded plywood shells are available in a clear lacquered natural birch veneer. For custom finishes contact the factory for pricing and availability. Plywood seats are 1" lower than the upholstered seat.
3. A two-piece black plastic ganging connector (model 1.50"-G) is available for \$4.80 LIST. It is recommended that two connectors be used per join. See page 18.
4. A removable phlebotomy arm (model 1900-AF) in self-skinned black urethane is available at \$120. LIST. See page 18.



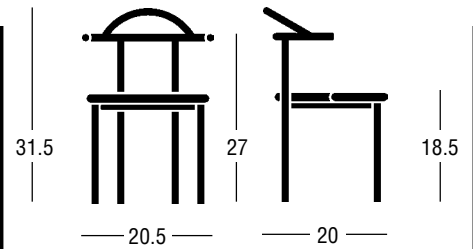
1402

Tom Stacker



1702

Perf Stacker



1603

Olé

EPOXY		CHROME	EPOXY		STAINLESS	EPOXY		CHROME
-		-	672.00		1152.00	-		-
480.00		552.00	792.00		1272.00	420.00		-
516.00		588.00	828.00		1308.00	432.00		-
535.20		607.20	847.20		1327.20	436.80		-
571.20		643.20	883.20		1363.20	448.80		-
624.00		696.00	936.00		1416.00	465.60		-
27			38			18		
5.0*			6.0*			4.0*		
1.25			1.25			0.33**		

IMPORTANT NOTES

1. COM price is based on a minimum order of 6 chairs. Use Grade B price for smaller orders.
2. The chairs may be stacked 6 high.
- *3. Packed 3/ carton.

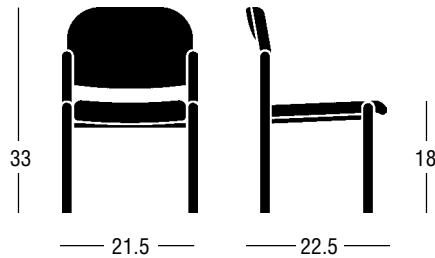
IMPORTANT NOTES

1. COM price is based on a minimum order of 6 chairs. Use Grade B price for smaller orders.
2. The pricing shown in the first row is for the unupholstered perforated metal seat and back.
3. The stainless steel seat has an epoxy-coated tube frame with a stainless steel seat/back pan. The chair frame is epoxy-coated.
4. The chairs may be stacked 3 high.
- *5. Packed 3/ carton.

IMPORTANT NOTES

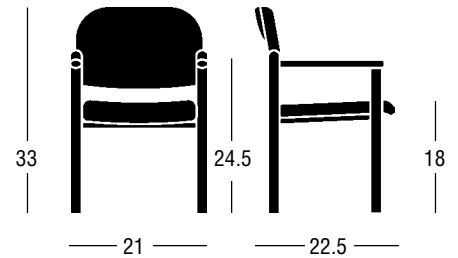
1. COM price is based on a minimum order of 6 chairs. Use Grade B price for smaller orders.
2. Olé is not available in chrome finish.
3. The chairs may be stacked 3 high.
4. The ends of the tubing are closed with a moulded black plastic plug.
5. For standard leather, add \$120. LIST to COM pricing.
6. A matching stool is available, model 5603. See page 29.
7. A matching dining table with a 0.50" thick clear glass top is available at the following LIST prices: 30" x 30" - \$696.; 36" x 36" - \$816. Contact the factory for pricing and availability of other table sizes.
- **8. COM requirement is 0.6 yards per chair when cut singly.
- *9. Packed 3/ carton.

GEORGE CHAIRS



1102

George Armless



1103

George

14

FINISH	1102		1103	
	EPOXY	CHROME	EPOXY	CHROME
BIRCH VENEER	444.00	-	516.00	-
COM	444.00	-	516.00	-
GRADE A	484.80	-	556.80	-
GRADE B	504.00	-	576.00	-
GRADE C	544.80	-	616.80	-
GRADE D	604.80	-	676.80	-

SHIPPING - Weight (lbs. per unit)	30	36
- Cubic Feet (per unit)	6.6*	11.2

YARDAGE	1.25	1.25
----------------	-------------	-------------

See pages 18 to 19 for more information on chair accessories

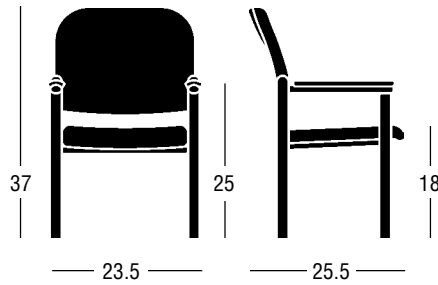
IMPORTANT NOTES

1. COM price is based on a minimum order of 6 chairs. Use Grade B price for smaller orders.
2. Moulded plywood seats and backs are available in a clear lacquered natural birch veneer. For custom finishes contact the factory for pricing and availability.
3. The 1102 is available with various veneer and upholstery combinations. See page 18.
4. The top ends of the tubing are closed with welded domed end caps, and a moulded plastic plug is used at the floor.
5. A one-piece plastic ganging connector (model 1.25"-G) is available for \$4.80 LIST. It is recommended that two connectors be used per join. See page 18.
- *6. Packed 2/ carton.

IMPORTANT NOTES

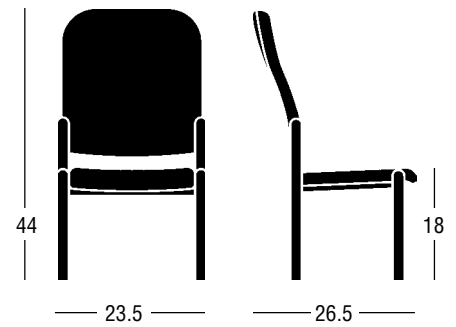
1. COM price is based on a minimum order of 6 chairs. Use Grade B price for smaller orders.
2. Moulded plywood seats and backs are available in a clear lacquered natural birch veneer. For custom finishes contact the factory for pricing and availability.
3. The 1103 is available with various veneer and upholstery combinations. See page 18.
4. The 1103 does not have arm caps.
5. The top ends of the tubing are closed with welded domed end caps, and a moulded plastic plug is used at the floor.
6. A one-piece plastic ganging connector (model 1.25"-G) is available for \$4.80 LIST. It is recommended that two connectors be used per join. See page 18.

GEORGE CHAIRS



1103AM

Medium Back With Armcaps



1102H

High Back Armless

16

FINISH

BIRCH VENEER

COM

GRADE A

GRADE B

GRADE C

GRADE D

EPOXY

CHROME

EPOXY

CHROME

-

-

-

-

756.00

-

600.00

-

804.00

-

648.00

-

828.00

-

672.00

-

876.00

-

720.00

-

948.00

-

792.00

-

SHIPPING - Weight (lbs. per unit)

42

39

- Cubic Feet (per unit)

13.5

16.5

YARDAGE

1.5

1.5

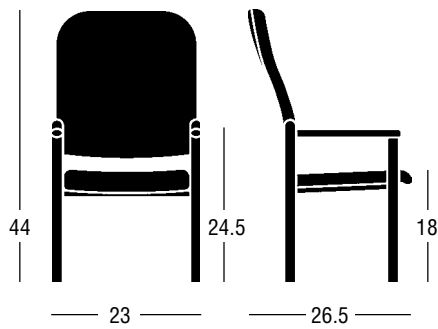
See pages 18 to 19 for more information on chair accessories

IMPORTANT NOTES

1. COM price is based on a minimum order of 6 chairs. Use Grade B price for smaller orders.
2. The arm caps are black self-skinned urethane with a textured finish.
3. The top ends of the tubing are closed with welded domed end caps, and a moulded plastic plug is used at the floor.
4. A one-piece plastic ganging connector (model 1.25"-G) is available for \$4.80 LIST. It is recommended that two connectors be used per join. See page 18.

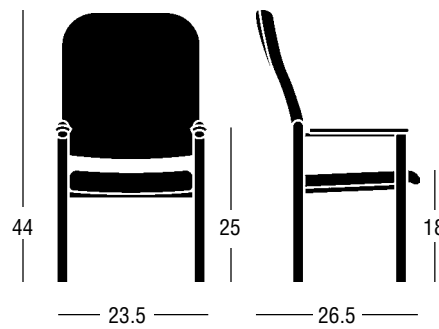
IMPORTANT NOTES

1. COM price is based on a minimum order of 6 chairs. Use Grade B price for smaller orders.
2. The top ends of the tubing are closed with welded domed end caps, and a moulded plastic plug is used at the floor.
3. A one-piece plastic ganging connector (model 1.25"-G) is available for \$4.80 LIST. It is recommended that two connectors be used per join. See page 18.



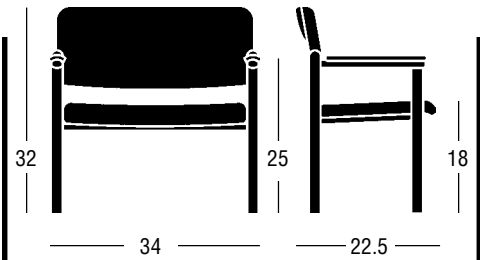
1103H

George High Back



1103AH

High Back With Armcaps



1103BAR

George Bariatric

EPOXY		CHROME	
-	-	-	-
672.00	-	-	-
720.00	-	-	-
744.00	-	-	-
792.00	-	-	-
864.00	-	-	-
45		46	
16.5		16.5	
1.5		2.25	

IMPORTANT NOTES

1. COM price is based on a minimum order of 6 chairs. Use Grade B price for smaller orders.
2. The 1103H does not have arm caps.
3. The top ends of the tubing are closed with welded domed end caps, and a moulded plastic plug is used at the floor.
4. A one-piece plastic ganging connector (model 1.25"-G) is available for \$4.80 LIST. It is recommended that two connectors be used per join. See page 18.

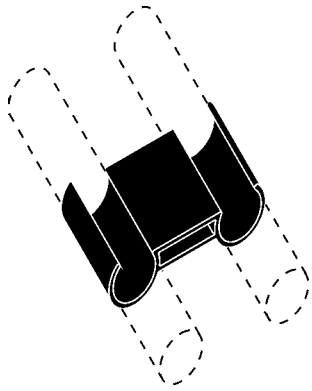
IMPORTANT NOTES

1. COM price is based on a minimum order of 6 chairs. Use Grade B price for smaller orders.
2. The arm caps are black self-skinned urethane with a textured finish.
3. The top ends of the tubing are closed with welded domed end caps, and a moulded plastic plug is used at the floor.
4. A one-piece plastic ganging connector (model 1.25"-G) is available for \$4.80 LIST. It is recommended that two connectors be used per join. See page 18.

IMPORTANT NOTES

1. COM price is based on a minimum order of 6 chairs. Use Grade B price for smaller orders.
2. The arm caps are black self-skinned urethane with a textured finish.
3. The top ends of the tubing are closed with welded domed end caps, and a moulded plastic plug is used at the floor.
4. A one-piece plastic ganging connector (model 1.25"-G) is available for \$4.80 LIST. It is recommended that two connectors be used per join. See page 18.
5. The 1002BAR armless bariatric chair is available for \$168. LIST less than the above prices.


Chair Accessories



1.25" Ganging Connector

\$4.80 LIST (each)

A one-piece plastic ganging connector (model 1.25"-G) is available. It is recommended that two connectors be used per join. The 1.25"-G Ganging connector can be used on the 1102C1, 1102C2, 1102, 1103, 1302, 1303, 1503, 1503C1, 1503C2, and 1903 models.



1.5" Ganging Connector

\$4.80 LIST (each)

A two-piece black plastic ganging connector (model 1.50"-G) is available. It is recommended that two connectors be used per join. The 1.5"-G Ganging connector can be used on the 2003, 3300, 3400 and 3500.



Veneer and Upholstery

USE UPHOLSTERY GRADE FOR PRICING

The 0900, 1400, and 1100 chairs with standard back height are available with veneer seat or back combined with the other component in upholstery. Clearly specify the desired finishes on your order. COM requirements are:


0900/1100/1400- Back .5 yards, Seat .75 yards
1100C1/C2 - Back .4 yards, Seat .6 yards



Phlebotomy Arm

\$120. LIST (each)

A removable phlebotomy arm (model 1900-AF) in self-skinned black urethane is available for use on the 0503, 1503, 1903 and 2003 model chairs.



Upholstery Combination

USE HIGHER GRADE FOR PRICING

All Group Four chairs are available with different upholstery choices covering the seat and back. COM yardage is not divided evenly between the seat and back in some instances, so please contact Group Four for specific requirements. And please provide clear directions on your order.



Arm Caps

+\$96. LIST (per chair)

Self-skinned black urethane arm caps are available for use on chairs and beam seats where noted. Arm caps must be factory installed so please specify clearly on your order if they are required. Add the suffix 'A' to the product code of the chair.



Utah Joiner Table

\$240. LIST (each)

The joiner frame attaches to the underside of the seats with two tamper-resistant bolts, providing a secure link from chair to chair. The fixture is finished to match the chair frame. The table top is 18" diameter, available with self-edge or PVC edge, in any combination of Group Four laminates and edge colours.



Utah Ganging Device

\$48. LIST (each)

The ganging fixture attaches to the underside of the seats with two tamper-resistant bolts, providing a secure link from chair to chair. The fixture is finished to match the chair frame.



Utah End Link Table

\$420. LIST (each)

The end link frame attaches to the underside of the seat with two tamper-resistant bolts, providing a secure link from chair to table. The frame is finished to match the chair frame. The table top is 18" diameter, available with self-edge or PVC edge, in any combination of Group Four laminates and edge colours.




Utah Chair Casters

+\$72. LIST (per chair)

The 0902, 0903, 0903A, 0902T and 0903T chairs are available with black twin-wheel casters. The frame is modified to maintain the seat height of 18".

Casters are **not** field-installable.



Utah Chair Dolly

\$420. LIST (each)

The chair dolly will hold 10 Utah stacking chairs. A stack of chairs on the dolly measures 24"w x 36"d x 54"h. The dolly is supplied in black epoxy, with two fixed casters and two swivel casters with brakes.



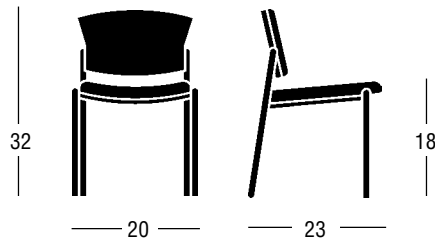
Utah Chair Glides

NO UPCHARGE

The Utah post leg chairs are standard with a moulded black plastic glide which helps protect the leg finish when stacking the chairs.

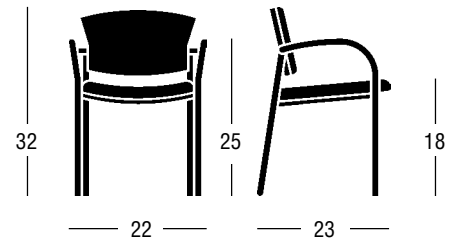
A clear glide is also available where marking the floor is a concern.

UTAH CHAIRS



0902

Utah Armless



0903

Utah

20

FINISH

BIRCH VENEER

COM

GRADE A

GRADE B

GRADE C

GRADE D

EPOXY

412.80

412.80

446.40

460.80

494.40

542.40

CHROME

504.00

504.00

537.60

552.00

585.60

633.60

EPOXY

424.80

424.80

458.80

472.80

506.40

554.40

CHROME

516.00

516.00

549.60

564.00

597.60

645.60

SHIPPING - Weight (lbs. per unit)

20

- Cubic Feet (per unit)

5.0*

22

5.0*

YARDAGE

1.25

1.25

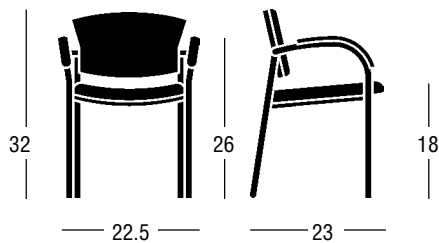
See pages 18 to 19 for more information on chair accessories

IMPORTANT NOTES

1. COM price is based on a minimum order of 6 chairs. Use Grade B price for smaller orders.
2. Moulded plywood seats and backs are available in a clear lacquered natural birch veneer. For custom finishes contact the factory for pricing and availability.
3. The 0902 is available with various veneer and upholstery combinations. See page 18.
4. The chairs may be stacked 6 high. On the dolly, the chairs may be stacked 10 high. The chair dolly is \$420. LIST. See page 19.
5. Factory installed twin-wheel casters are available for a premium of \$72. LIST. We recommend the chairs with casters not be stacked. See page 19.
6. A ganging device and ganging tables are available. See page 19.
7. A matching stool is available, model 5902. See page 28.
- *8. Packed 3/ carton.

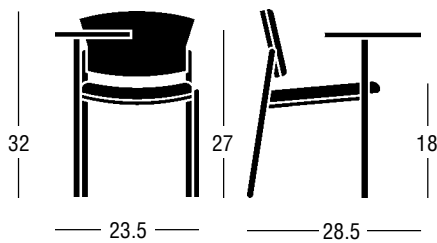
IMPORTANT NOTES

1. COM price is based on a minimum order of 6 chairs. Use Grade B price for smaller orders.
2. The 0903 does not have arm caps.
3. Moulded plywood seats and backs are available in a clear lacquered natural birch veneer. For custom finishes contact the factory for pricing and availability.
4. The 0903 is available with various veneer and upholstery combinations. See page 18.
5. The chairs may be stacked 6 high. On the dolly, the chairs may be stacked 10 high. The chair dolly is \$420. LIST. See page 19.
6. Factory installed twin-wheel casters are available for a premium of \$72. LIST. We recommend the chairs with casters not be stacked. See page 19.
7. A ganging device and ganging tables are available. See page 19.
8. A matching stool is available, model 5903. See page 28.
- *8. Packed 3/ carton.



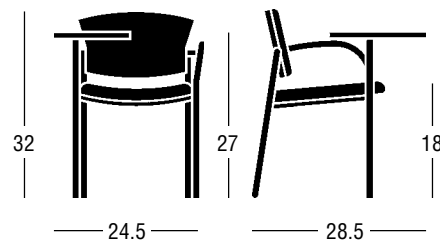
0903A

Utah With Armcaps



0902T

Armless With Tablet Arm



0903T

Armchair With Tablet Arm

EPOXY	CHROME	EPOXY	CHROME	EPOXY	CHROME
520.80	612.00	652.80	744.00	664.80	756.00
520.80	612.00	652.80	744.00	664.80	756.00
554.40	645.60	686.40	777.60	698.40	789.60
568.80	660.00	700.80	792.00	712.80	804.00
602.40	693.60	734.40	825.60	746.40	837.60
650.40	741.60	782.40	873.60	794.40	885.60
23		26		28	
5.0*		5.0*		5.0*	
1.25		1.25		1.25	

IMPORTANT NOTES

1. COM price is based on a minimum order of 6 chairs. Use Grade B price for smaller orders.
2. Moulded plywood seats and backs are available in a clear lacquered natural birch veneer. For custom finishes contact the factory for pricing and availability.
3. The 0903A is available with various veneer and upholstery combinations. See page 18.
4. The chairs may be stacked 6 high. On the dolly, the chairs may be stacked 10 high. The chair dolly is \$420. LIST. See page 19.
5. Factory installed twin-wheel casters are available for a premium of \$72. LIST. We recommend the chairs with casters not be stacked. See page 19.
6. The arm caps are black self-skinned urethane with a textured finish.
7. A ganging device and ganging tables are available. See page 19.
8. A matching stool is available, model 5903A. See page 28.
- *9. Packed 3/ carton.

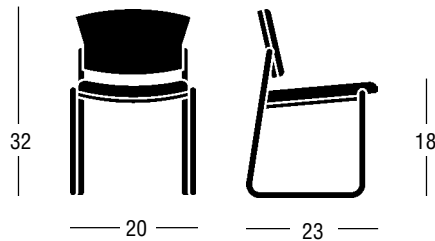
IMPORTANT NOTES

1. COM price is based on a minimum order of 6 chairs. Use Grade B price for smaller orders.
2. Moulded plywood seats and backs are available in a clear lacquered natural birch veneer. For custom finishes contact the factory for pricing and availability.
3. The 0902T is available with various veneer and upholstery combinations. See page 18.
4. The chairs may be stacked 4 high. On the dolly, the chairs may be stacked 8 high. The chair dolly is \$420. LIST. See page 19.
5. Factory installed twin-wheel casters are available for a premium of \$72. LIST. We recommend the chairs with casters not be stacked. See page 19.
- *6. Packed 3/ carton. Tablet writing surface is shipped unattached.

IMPORTANT NOTES

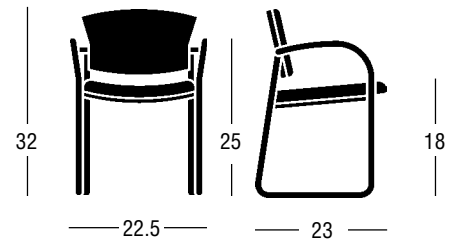
1. COM price is based on a minimum order of 6 chairs. Use Grade B price for smaller orders.
2. Moulded plywood seats and backs are available in a clear lacquered natural birch veneer. For custom finishes contact the factory for pricing and availability.
3. The 0903T is available with various veneer and upholstery combinations. See page 18.
4. The chairs may be stacked 4 high. On the dolly, the chairs may be stacked 8 high. The chair dolly is \$420. LIST. See page 19.
5. Factory installed twin-wheel casters are available for a premium of \$72. LIST. We recommend the chairs with casters not be stacked. See page 19.
6. The 0903T is available with self-skinned urethane arm cap for a premium of \$48. LIST. See page 18.
- *7. Packed 3/ carton. Tablet writing surface is shipped unattached.

UTAH CHAIRS



0902S

Utah Armless Sled Base



0903S

Utah Sled Base

22

FINISH	Utah Armless Sled Base		Utah Sled Base	
	EPOXY	CHROME	EPOXY	CHROME
BIRCH VENEER	472.80	564.00	484.80	576.00
COM	472.80	564.00	484.80	576.00
GRADE A	506.40	597.66	518.40	609.60
GRADE B	520.80	612.00	532.80	624.00
GRADE C	554.40	645.60	566.40	657.60
GRADE D	602.40	693.60	614.40	705.60

SHIPPING - Weight (lbs. per unit)	22	24
- Cubic Feet (per unit)	11.2	11.2

YARDAGE	1.25	1.25
----------------	-------------	-------------

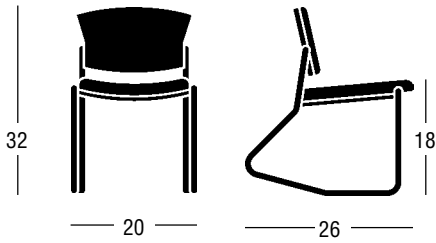
See pages 18 to 19 for more information on chair accessories

IMPORTANT NOTES

1. COM price is based on a minimum order of 6 chairs. Use Grade B price for smaller orders.
2. Moulded plywood seats and backs are available in a clear lacquered natural birch veneer. For custom finishes contact the factory for pricing and availability.
3. The 0902S is available with various veneer and upholstery combinations. See page 18.
4. The 0902S chair does not stack.
5. A ganging device and a ganging table are available. See page 19.

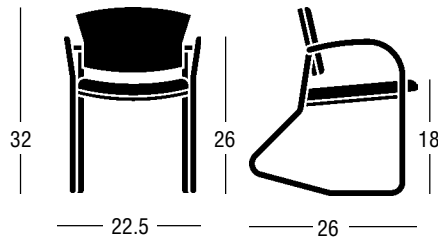
IMPORTANT NOTES

1. COM price is based on a minimum order of 6 chairs. Use Grade B price for smaller orders.
2. Moulded plywood seats and backs are available in a clear lacquered natural birch veneer. For custom finishes contact the factory for pricing and availability.
3. The 0903S is available with various veneer and upholstery combinations. See page 18.
4. The 0903S chair does not stack.
5. A ganging device and a ganging table are available. See page 19.
6. The 0903S is available with self-skinned urethane arm caps for a premium of \$96. LIST. See page 18.



0902ST

Utah Two Position Armless



0903ST

Utah Two Position Armchair

EPOXY		CHROME		
532.80		624.00		
532.80		624.00		
566.40		657.60		
580.80		672.00		
614.40		705.60		
662.40		753.60		

23
12.0

25
12.0

1.25

1.25

--

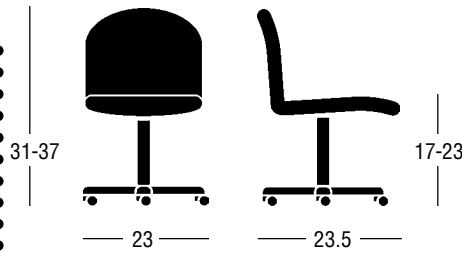
IMPORTANT NOTES

1. COM price is based on a minimum order of 6 chairs. Use Grade B price for smaller orders.
2. Moulded plywood seats and backs are available in a clear lacquered natural birch veneer. For custom finishes contact the factory for pricing and availability.
3. The 0902ST is available with various veneer and upholstery combinations. See page 18.
4. The 0902ST chair does not stack.

IMPORTANT NOTES

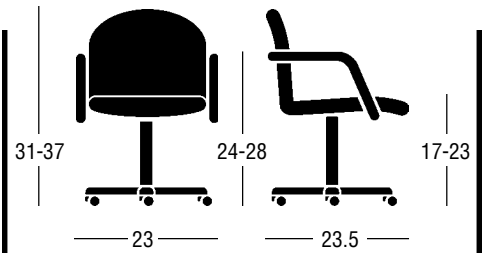
1. COM price is based on a minimum order of 6 chairs. Use Grade B price for smaller orders.
2. Moulded plywood seats and backs are available in a clear lacquered natural birch veneer. For custom finishes contact the factory for pricing and availability.
3. The 0903ST is available with various veneer and upholstery combinations. See page 18.
4. The 0903ST chair does not stack.
5. The 0903ST is available with self-skinned urethane arm caps for a premium of \$96. LIST. See page 18.

OFFICE CHAIRS



1912

Tom Armless Tilter



1913

Tom Tilter

24

FINISH	1912		1913	
	EPOXY	CHROME	EPOXY	CHROME
BIRCH VENEER	528.00	-	624.00	684.00
COM	600.00	-	696.00	756.00
GRADE A	636.00	-	732.00	792.00
GRADE B	655.20	-	751.20	811.20
GRADE C	691.20	-	787.20	847.20
GRADE D	744.00	-	840.00	900.00

SHIPPING - Weight (lbs. per unit)	30	35
- Cubic Feet (per unit)	7.0*	7.0*

YARDAGE	1.25	1.25
----------------	-------------	-------------

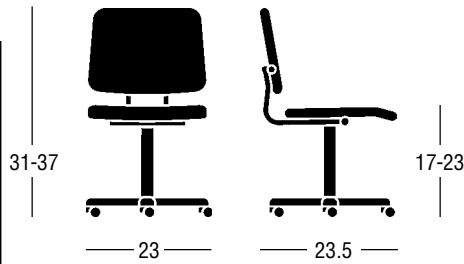
See pages 18 to 19 for more information on chair accessories

IMPORTANT NOTES

1. COM price is based on a minimum order of 6 chairs. Use Grade B price for smaller orders.
2. Moulded plywood shells are available in a clear lacquered natural birch veneer. For custom finishes contact the factory for pricing and availability. Plywood seats are 1" lower than the upholstered seat.
3. The swivel/tilt mechanism has a tilt tension control with seat height adjustment by hydraulic gas cylinder.
4. The base and column are matte black textured plastic.
- *5. Packed knocked-down (KD).

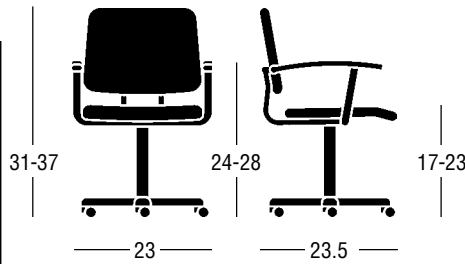
IMPORTANT NOTES

1. COM price is based on a minimum order of 6 chairs. Use Grade B price for smaller orders.
2. Moulded plywood shells are available in a clear lacquered natural birch veneer. For custom finishes contact the factory for pricing and availability. Plywood seats are 1" lower than the upholstered seat.
3. The swivel/tilt mechanism has a tilt tension control with seat height adjustment by hydraulic gas cylinder.
4. The base and column are matte black textured plastic.
5. The 1913 is available with self-skinned urethane arm caps for a premium of \$96. LIST. See page 18.
- *6. Packed knocked-down (KD).



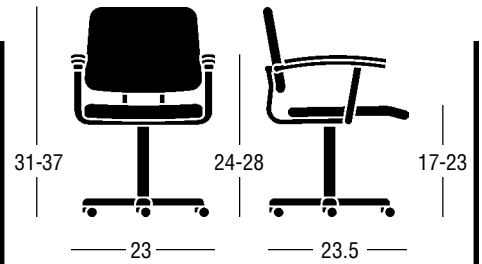
1412

Terry Armless Tilter



1413

Terry Tilter



1413A

Terry Tilter With Armcaps

EPOXY		•••	CHROME	
672.00		•••	744.00	
672.00		•••	744.00	
705.60		•••	777.60	
720.00		•••	792.00	
753.60		•••	825.60	
801.60		•••	873.60	
	30			34
	7.0*			7.0*
	1.25			1.25

IMPORTANT NOTES

1. COM price is based on a minimum order of 6 chairs. Use Grade B price for smaller orders.
2. Moulded plywood seats and backs are available in a clear lacquered natural birch veneer. For custom finishes contact the factory for pricing and availability. Plywood seats are 1" lower than the upholstered seat.
3. The 1412 is available with various veneer and upholstery combinations. See page 18.
4. The swivel/tilt mechanism has a tilt tension control with seat height adjustment by hydraulic gas cylinder.
5. The base and column are matte black textured plastic.
- *6. Packed knocked-down (KD)

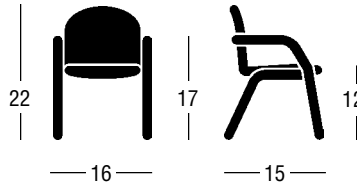
IMPORTANT NOTES

1. COM price is based on a minimum order of 6 chairs. Use Grade B price for smaller orders.
2. The 1413 does not have arm caps.
3. Moulded plywood seats and backs are available in a clear lacquered natural birch veneer. For custom finishes contact the factory for pricing and availability. Plywood seats are 1" lower than the upholstered seat.
4. The 1413 is available with various veneer and upholstery combinations. See page 18.
5. The swivel/tilt mechanism has a tilt tension control with seat height adjustment by hydraulic gas cylinder.
6. The base and column are matte black textured plastic.
- *7. Packed knocked-down (KD).

IMPORTANT NOTES

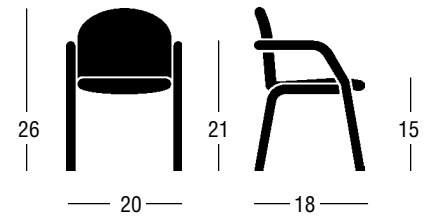
1. COM price is based on a minimum order of 6 chairs. Use Grade B price for smaller orders.
2. Moulded plywood seats and backs are available in a clear lacquered natural birch veneer. For custom finishes contact the factory for pricing and availability. Plywood seats are 1" lower than the upholstered seat.
3. The 1413A is available with various veneer and upholstery combinations. See page 18.
4. The swivel/tilt mechanism has a tilt tension control with seat height adjustment by hydraulic gas cylinder.
5. The base and column are matte black textured plastic.
6. The armcaps are black self-skinned urethane with a textured finish.
- *7. Packed knocked-down (KD).

CHILDREN'S CHAIRS



1503C1

Tom Child's



1503C2

Tom Youth's

26

FINISH	Tom Child's		Tom Youth's	
	EPOXY	CHROME	EPOXY	CHROME
BIRCH VENEER	348.00	408.00	360.00	420.00
COM	408.00	468.00	420.00	480.00
GRADE A	424.80	484.80	453.60	513.60
GRADE B	432.00	492.00	468.00	528.00
GRADE C	448.80	508.80	501.60	561.60
GRADE D	472.80	532.80	549.60	609.60

SHIPPING - Weight (lbs. per unit)	15	18
- Cubic Feet (per unit)	4.5	7.0

YARDAGE	0.6	1.1
----------------	------------	------------

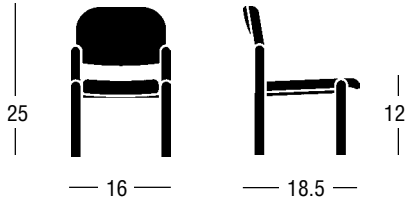
See pages 18 to 19 for more information on chair accessories

IMPORTANT NOTES

1. COM price is based on a minimum order of 6 chairs. Use Grade B price for smaller orders.
2. Moulded plywood shells are available in a clear lacquered natural birch veneer. For custom finishes contact the factory for pricing and availability. Plywood seats are 0.75" lower than the upholstered seat.
3. The ends of the tubing are closed with a moulded black plastic plug.
4. The 1503C1 is designed for children approximately 3 to 8 years of age.
5. A table height of 19" is recommended for use with the 1503C1 chair.
6. A one-piece plastic ganging connector (model 1.25"-G) is available for \$4.80 LIST. It is recommended that two connectors be used per join. See page 18.

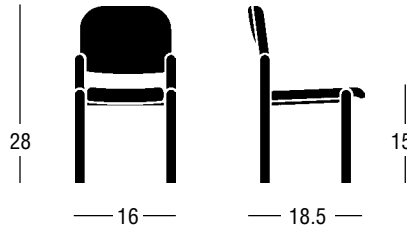
IMPORTANT NOTES

1. COM price is based on a minimum order of 6 chairs. Use Grade B price for smaller orders.
2. Moulded plywood shells are available in a clear lacquered natural birch veneer. For custom finishes contact the factory for pricing and availability. Plywood seats are 0.75" lower than the upholstered seat.
3. The ends of the tubing are closed with a moulded black plastic plug.
4. The 1503C2 is designed for children approximately 9 to 14 years of age.
5. A table height of 24" is recommended for use with the 1503C2 chair.
6. A one-piece plastic ganging connector (model 1.25"-G) is available for \$4.80 LIST. It is recommended that two connectors be used per join. See page 18.



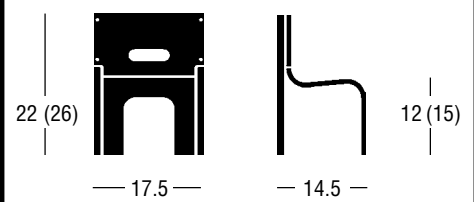
1102C1

George Child's



1102C2

George Youth's



0802C1 (C2)

Nevada Child's (Youth's)

EPOXY	CHROME	EPOXY	CHROME	EPOXY	CHROME
360.00	420.00	372.00	432.00	300.00	324.00
360.00	420.00	372.00	432.00	324.00	348.00
393.60	453.60	405.60	465.60	340.80	364.80
408.00	468.00	420.00	480.00	348.00	372.00
441.60	501.60	453.60	513.60	364.80	388.80
489.60	549.60	501.60	561.60	388.80	412.80
15		18		15	
3.5*		4.0*		2.0*	
1.0		1.0		0.5	

IMPORTANT NOTES

1. COM price is based on a minimum order of 6 chairs. Use Grade B price for smaller orders.
 2. Moulded plywood seats and backs are available in a clear lacquered natural birch veneer. For custom finishes contact the factory for pricing and availability. Plywood seats are 0.75" lower than the upholstered seat.
 3. The 1102C1 is available with various veneer and upholstery combinations. See page 18.
 4. The 1102C1 is designed for children approximately 3 to 8 years of age.
 5. A table height of 19" is recommended for use with the 1102C1 chair.
 6. The ends of the tubing are closed with a domed zinc die-cast plug at the top, and a moulded black plastic plug at the floor.
 7. A one-piece plastic ganging connector (model 1.25"-G) is available for \$4.80 LIST. It is recommended that two connectors be used per join. See page 18.
- *8. Packed 2/carton.

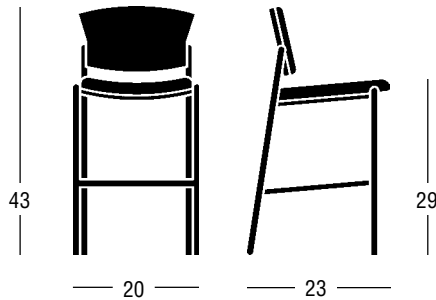
IMPORTANT NOTES

1. COM price is based on a minimum order of 6 chairs. Use Grade B price for smaller orders.
 2. Moulded plywood seats and backs are available in a clear lacquered natural birch veneer. For custom finishes contact the factory for pricing and availability. Plywood seats are 0.75" lower than the upholstered seat.
 3. The 1102C2 is available with various veneer and upholstery combinations. See page 18.
 4. The 1102C2 is designed for children approximately 9 to 14 years of age.
 5. A table height of 24" is recommended for use with the 1102C2 chair.
 6. The ends of the tubing are closed with a domed zinc die-cast plug at the top, and a moulded black plastic plug at the floor.
 7. A one-piece plastic ganging connector (model 1.25"-G) is available for \$4.80 LIST. It is recommended that two connectors be used per join. See page 18.
- *8. Packed 2/carton.

IMPORTANT NOTES

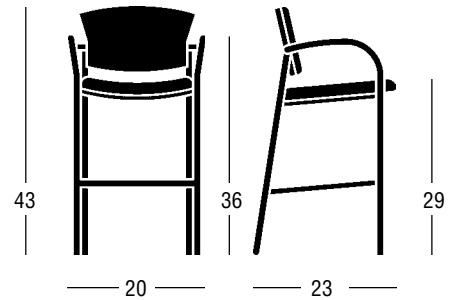
1. COM price is based on a minimum order of 6 chairs. Use Grade B price for smaller orders.
 2. Moulded plywood shells are available in a clear lacquered natural birch veneer. For custom finishes contact the factory for pricing and availability. Upholstered seats are 0.75" higher than the plywood seat.
 3. The 0802C1 is designed for children approximately 3 to 8 years of age. The 0802C2 is designed for children approximately 9 to 14 years of age.
 4. A table height of 19" is recommended for use with the 0802C1 chair. A table height of 24" is recommended for use with the 0802C2 chair.
 5. The chairs may be stacked 6 high.
- *6. Packed 5/ carton.

STOOLS



5902

Utah Armless Stool



5903

Utah Stool

28

FINISH

BIRCH VENEER

COM

GRADE A

GRADE B

GRADE C

GRADE D

EPOXY

556.80

556.80

590.40

604.80

638.40

686.40

CHROME

660.00

660.00

693.60

708.00

741.60

789.60

EPOXY

568.80

568.80

602.40

616.80

650.40

698.40

CHROME

672.00

672.00

705.60

720.00

753.60

801.60

SHIPPING - Weight (lbs. per unit)

27

29

- Cubic Feet (per unit)

14.0

14.0

YARDAGE

1.25

1.25

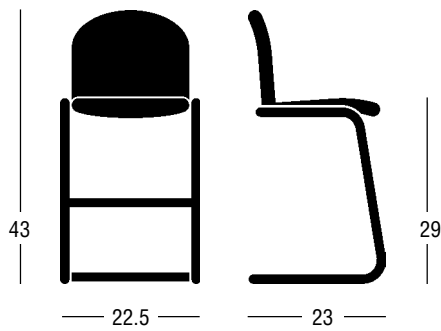
See pages 18 to 19 for more information on chair accessories

IMPORTANT NOTES

1. COM price is based on a minimum order of 6 chairs. Use Grade B price for smaller orders.
2. Moulded plywood seats and backs are available in a clear lacquered natural birch veneer. For custom finishes contact the factory for pricing and availability.
3. The 5902 is available with various veneer and upholstery combinations. See page 18.
4. The bottom ends of the tubing are closed with a moulded black plastic plug.
5. The footrest is protected with a stainless steel cap.
6. For a 25" seat height, specify 5902-25" and use the above pricing.
7. A matching chair is available, model 0902. See page 20.

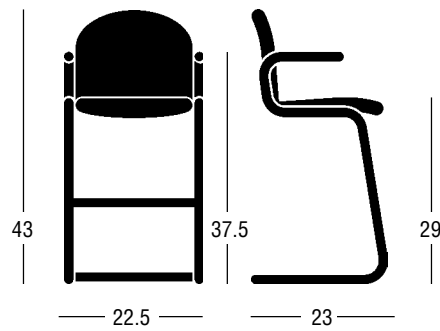
IMPORTANT NOTES

1. COM price is based on a minimum order of 6 chairs. Use Grade B price for smaller orders.
2. Moulded plywood seats and backs are available in a clear lacquered natural birch veneer. For custom finishes contact the factory for pricing and availability.
3. The 5903 is available with various veneer and upholstery combinations. See page 18.
4. The bottom ends of the tubing are closed with a moulded black plastic plug.
5. The footrest is protected with a stainless steel cap.
6. The 5903 is available with self-skinned urethane arm caps for a premium of \$96. LIST. See page 18.
7. For a 25" seat height, specify 5902-25" and use the above pricing.
8. A matching chair is available, model 0903. See page 20.



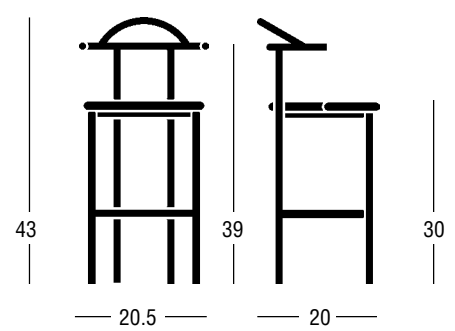
5202

Armless Stool



5203

Sylvester Stool



5603

Olé Stool

EPOXY		CHROME	EPOXY		CHROME	EPOXY		CHROME
496.80		592.80	568.80		664.80	-		-
568.80		664.80	640.80		736.80	576.00		-
604.80		700.80	767.80		772.80	588.00		-
624.00		720.00	696.00		792.00	592.80		-
660.00		756.00	732.00		828.00	604.80		-
712.80		808.80	784.80		880.80	621.60		-
38			40			26		
14.5			14.5			12.0		
1.25			1.25			0.33*		

IMPORTANT NOTES

1. COM price is based on a minimum order of 6 stools. Use Grade B price for smaller orders.
2. Moulded plywood shells are available in a clear lacquered natural birch veneer. For custom finishes contact the factory for pricing and availability. Plywood seats are 1" lower than the upholstered seat.
3. The ends of the tubing are closed with a domed zinc die-cast plug.
4. The footrest is protected with moulded black plastic caps.
5. For a 25" seat height, specify 5202-25" and use the above pricing.
6. A matching chair is available, model 1302. See page 10.

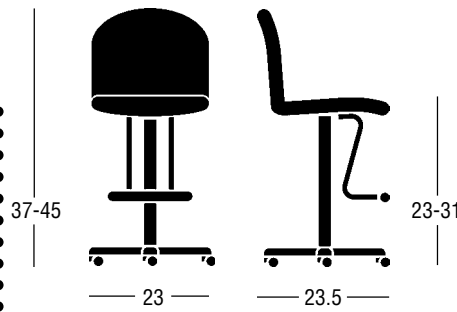
IMPORTANT NOTES

1. COM price is based on a minimum order of 6 stools. Use Grade B price for smaller orders.
2. Moulded plywood shells are available in a clear lacquered natural birch veneer. For custom finishes contact the factory for pricing and availability. Plywood seats are 1" lower than the upholstered seat.
3. The arm caps are moulded black plastic with a textured finish.
4. The ends of the tubing are closed with a domed zinc die-cast plug.
5. The footrest is protected with moulded black plastic caps.
6. For a 25" seat height, specify 5203-25" and use the above pricing.
7. A matching chair is available, model 1303. See page 10.

IMPORTANT NOTES

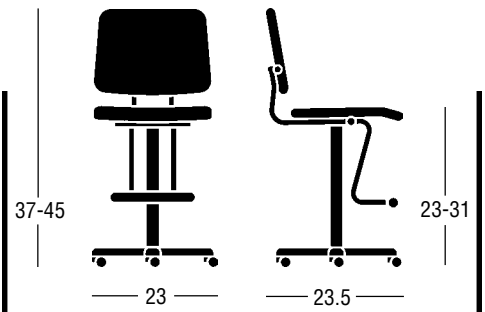
1. COM price is based on a minimum order of 6 stools. Use Grade B price for smaller orders.
2. Olé Stool is not available in chrome finish.
3. The ends of the tubing are closed with a moulded black plastic plug.
4. The footrest is protected with a stainless steel cap.
5. For standard leather, add \$144. LIST to COM pricing.
6. For a 25" seat height, specify 5603-25" and use the above pricing.
7. A matching chair is available, model 1603. See page 13.
- *8. COM requirement is 0.6 yards per chair when cut singly.

STOOLS



1912S

Tom Armless Swivel Stool



1412S

Terry Armless Swivel Stool

30

FINISH

BIRCH VENEER

COM

GRADE A

GRADE B

GRADE C

GRADE D

EPOXY

708.00

780.00

816.00

835.20

871.20

924.00

CHROME

744.00

816.00

852.00

871.20

907.20

960.00

EPOXY

852.00

852.00

885.60

900.00

933.60

981.60

CHROME

960.00

960.00

988.80

1008.00

1041.60

1089.60

SHIPPING - Weight (lbs. per unit)

40

- Cubic Feet (per unit)

10.0*

40

10.0*

YARDAGE

1.25

1.25

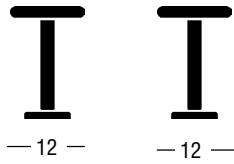
See pages 18 to 19 for more information on chair accessories

IMPORTANT NOTES

1. COM price is based on a minimum order of 6 stools. Use Grade B price for smaller orders.
2. Moulded plywood shells are available in a clear lacquered natural birch veneer. For custom finishes contact the factory for pricing and availability. Plywood seats are 1" lower than the upholstered seat.
3. The chair has swivel seat with seat height adjustment by hydraulic gas cylinder.
4. The base and column are matte black textured plastic.
5. The footrest is a tubular steel stirrup in epoxy or chrome finish, mounted to the underside of the seat.
6. The Tom Swivel Stool is available with an arm (specify 1913S) at an additional \$96. LIST for epoxy, \$156. LIST for chrome. Self-skinned urethane arm caps can be added to the arm frame for an additional \$96. LIST a pair (specify 1913SA). See page 18.
- *7. Packed knocked-down (KD).

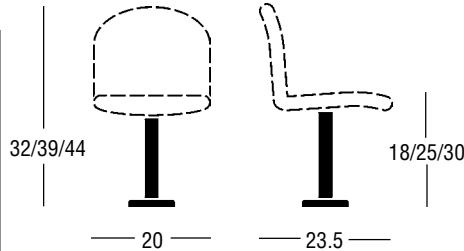
IMPORTANT NOTES

1. COM price is based on a minimum order of 6 stools. Use Grade B price for smaller orders.
2. Moulded plywood seats and backs are available in a clear lacquered natural birch veneer. For custom finishes contact the factory for pricing and availability. Plywood seats are 1" lower than the upholstered seat.
3. The 1412S is available with various veneer and upholstery combinations. See page 18.
4. The chair has swivel seat with seat height adjustment by hydraulic gas cylinder.
5. The base and column are matte black textured plastic.
6. The footrest is a tubular steel stirrup in epoxy or chrome finish, mounted to the underside of the seat.
7. The Terry Swivel Stool is available with arms (specify 1413S) at an additional \$50.40 LIST for epoxy, \$62.40 LIST for chrome. Self-skinned urethane arm caps can be added to the arm frame for an additional \$96. LIST a pair (specify 1413SA). See page 18.
- *8. Packed knocked-down (KD).



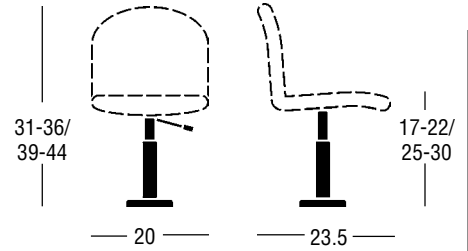
5402

Floor Mount Stool



5300

Floor Mount Post



5500

Floor Mount Swivel Tilt

EPOXY		•••	CHROME	
276.00		•••	372.00	
288.00		•••	384.00	
304.80		•••	400.80	
312.00		•••	408.00	
328.80		•••	424.80	
352.80		•••	448.80	
20			14	
7.0*			2.0*	
0.5			-	

IMPORTANT NOTES

1. COM price is based on a minimum order of 6 stools. Use Grade B price for smaller orders.
 2. The Floor Mount Stool is available with a 12" dia. spun steel or maple butcher block seat fixed to a 2.5" diameter tubular steel column. The column base has a steel plate for floor mounting and a 9" diameter spun steel cover. Floor mounting hardware is not supplied.

*3. Packed knocked-down (KD).

IMPORTANT NOTES

1. Above pricing does not include the cost of the seat. See note 2.
 2. The 5300 Floor Mounted Stool can be used with the 0400, 0500 or 0700 seats. Add the cost of the seats (see page 34 - 37 for seats) to the above pricing for total cost.
 3. The seat is fixed to a 2.5" diameter tubular steel column. The column base has a steel plate for floor mounting and a 9" diameter spun steel cover. Floor mounting hardware is not supplied.

4. The 5300 Floor Mounted Stool is available with a memory return seat swivel mechanism for a premium of \$96. LIST.

5. The 25" and 30" seat height versions of the 5300 Floor Mounted Stool is available with a tubular steel stirrup footrest in epoxy or chrome finish, mounted to the underside of the seat, for a premium of \$120. LIST for epoxy, and \$156. LIST for chrome.

*6. Packed knocked-down (KD).

IMPORTANT NOTES

1. Above pricing does not include the cost of the seat. See note 2.
 2. The 5500 Floor Mounted Stool can be used with the 0400, 0500 or 0700 seats. Add the cost of the seats (see page 34 - 37 for seats) to the above pricing for total cost.

3. The chair has swivel seat with seat height adjustment by hydraulic gas cylinder. The 2.5" diameter tubular steel column base has a steel plate for floor mounting and a 9" diameter spun steel cover. Floor mounting hardware is not supplied.

4. The 25" - 30" seat height version of the 5500 Floor Mounted Stool is available with a tubular steel stirrup footrest in epoxy or chrome finish, mounted to the underside of the seat, for a premium of \$120. LIST for epoxy, and \$156. LIST for chrome.

*5. Packed knocked-down (KD).

Layout Information

DIMENSION INSTRUCTIONS

1. To determine the overall length of the complete unit, add the following to the length of the support beam:-

0400 Seats

- a) 3" per end for a seat without arms;
- b) 4.5" per end for a seat with arms;

0500 Seats

- a) 3.5" per end for a seat without arms;
- b) 4.5" per end for a seat with arms;

0700 Seats

- a) 2.5" per end for a seat without arms;
- b) 6.5" per end for a seat with arms;

TABLES

- a) 4" per end for a linear table;
- b) 36" for a corner table;
- c) 36" or 48" for a T table;
- d) 48" for an X table.

Allow for 2" clearance from back of seat to adjacent wall.

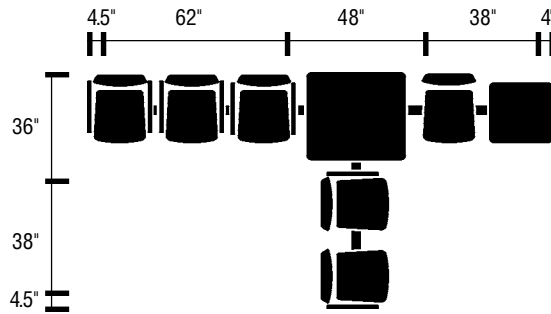
2. All orders must be accompanied by a layout sketch clearly showing the position of all seats and tables. Orders cannot be processed until receipt of this layout. While we recommend that any critical wall dimensions be shown on the layout sketch, it is your responsibility to ensure that units ordered are the correct size.

3. Group Four would be happy to provide a CAD drawing for your project. Please provide a sketch showing the following:-

- a) room dimensions including locations of doors and any other obstructions;
- b) desired traffic patterns of room;
- c) desired location of furniture;
- d) desired furniture model.

See page 39 for additional ordering instructions

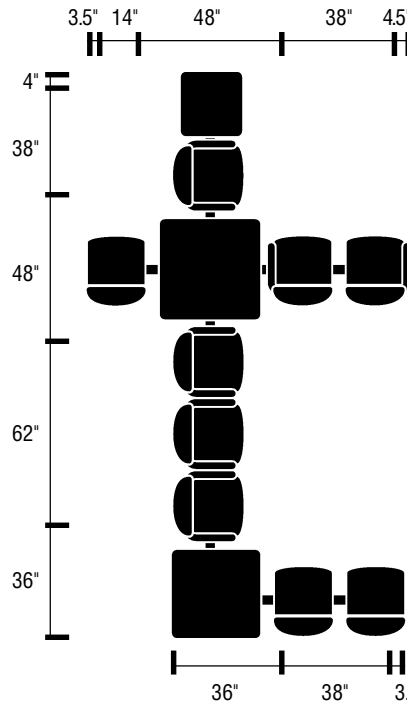
SAMPLE LAYOUTS



Support beams: 2 @ 0500-2
1 @ 0500-3

Seats: 3 @ 0403
1 @ 0402
1 @ 0401R
1 @ 0401L

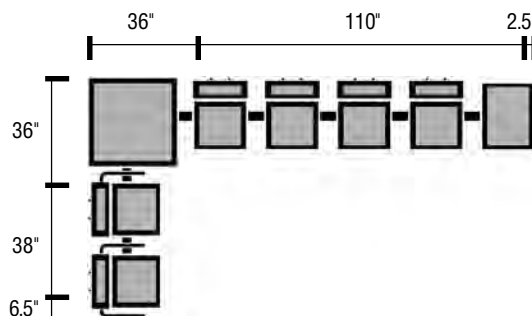
Tables: 1 @ 0507
1 @ 0505



Support beams: 1 @ 0500-1
3 @ 0500-2
1 @ 0500-3

Seats: 4 @ 0503
3 @ 0502
1 @ 0501R
1 @ 0501L

Tables: 1 @ 0508
1 @ 0506
1 @ 0505



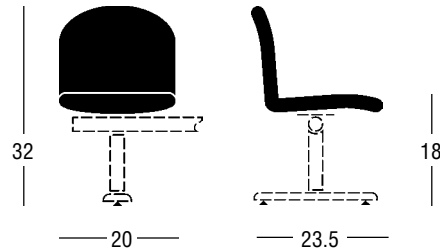
Support beams: 1 @ 0500-2
1 @ 0500-5

Seats: 6 @ 0702
3 @ 0703 Arm

Tables: 1 @ 0506
1 @ 0705

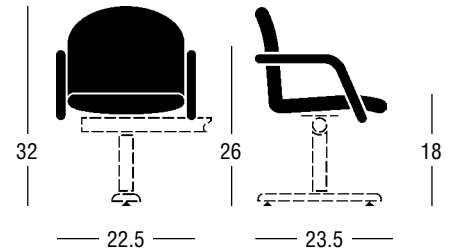
0500-1	0500-2	0500-3	0500-4	0500-5	0500-6	0500-7	0500-8	0500-9	0500-10	Support Beams
264.00	436.80	511.20	576.00	835.20	928.80	993.60	1260.00	1334.40	1396.80	EPOXY FOOT
276.00	460.80	535.20	600.00	871.20	964.80	1029.60	1308.00	1382.40	1444.80	CHROME FOOT
33	67	80	88	127	132	148	187	198	208	SHIPPING - Weight (lbs. per unit) - Cubic Feet (per unit)
3.5	5.5	7.0	8.5	10.0	10.0	11.5	16.0	18.0	20.0	
14	38	62	86	110	134	158	182	206	230	WIDTH - (inches)
										<p>BEAM COMPONENT PRICING</p> <p>The prices shown for seats and tables (page 34 - 38) must be added to the prices for the appropriate support beams (page 33).</p> <p>Longer beam lengths are available; contact factory for pricing</p> <p>See page 32 for information on product dimensions</p> <p>See page 39 for additional ordering instructions</p>

BEAM MOUNTED SEATING



0502

Armless Seat



0503

Seat With Arm

34

Seating Components

FINISH

BIRCH VENEER

COM

GRADE A

GRADE B

GRADE C

GRADE D

EPOXY

252.00

288.00

324.00

343.20

379.20

432.00

CHROME

-

-

-

-

-

-

EPOXY

348.00

384.00

420.00

439.20

475.20

528.00

CHROME

408.00

444.00

480.00

499.20

535.20

588.00

SHIPPING - Weight (lbs. per unit)

17

22

- Cubic Feet (per unit)

2.5*

3.0*

YARDAGE

1.25

1.25

BEAM COMPONENT PRICING

The prices shown for seats and tables (page 34 - 38) must be added to the prices for the appropriate support beams (page 33).

See page 32 for information on product dimensions

See page 39 for additional ordering instructions

IMPORTANT NOTES

1. COM price is based on a minimum order of 6 stools. Use Grade B price for smaller orders.
2. Moulded plywood shells are available in a clear lacquered natural birch veneer. For custom finishes contact the factory for pricing and availability.

*3. Packed 8/ carton.

IMPORTANT NOTES

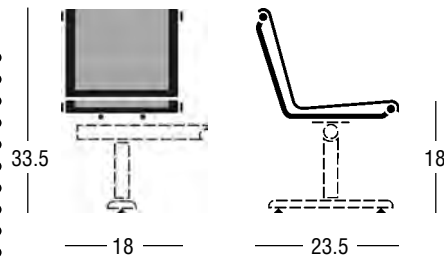
1. COM price is based on a minimum order of 6 seats. Use Grade B price for smaller orders.
2. Moulded plywood shells are available in a clear lacquered natural birch veneer. For custom finishes contact the factory for pricing and availability.

3. A seat with half arm is available for the above LIST prices. Specify model 0501L for left arm, or model 0501R for right arm (sitting).

4. The 0503A is available with self-skinned urethane arm caps for a premium of \$96. LIST, and the 0501A for a premium of \$48. LIST. See page 18.

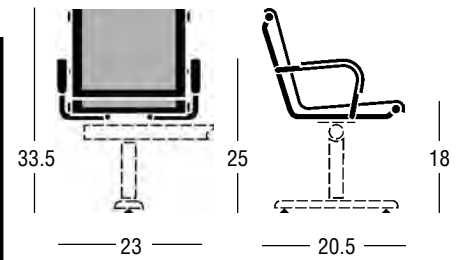
*5. Packed 7/ carton.

BEAM MOUNTED SEATING



0702

Perforated Metal Seat



0703

Perf Seat with Arms

36

Seating Components

FINISH

PERFORATED METAL

COM

GRADE A

GRADE B

GRADE C

GRADE D

EPOXY

480.00

600.00

636.00

655.20

691.20

744.00

STAINLESS

960.00

1080.00

1116.00

1135.20

1171.20

1224.00

EPOXY

744.00

864.00

900.00

919.20

955.20

1008.00

STAINLESS

1224.00

1344.00

1380.00

1399.20

1435.20

1488.00

SHIPPING - Weight (lbs. per unit)

25

31

- Cubic Feet (per unit)

3.5*

5.0*

YARDAGE

1.25

1.25

BEAM COMPONENT PRICING

The prices shown for seats and tables (page 34 - 38) must be added to the prices for the appropriate support beams (page 33).

See page 32 for information on product dimensions

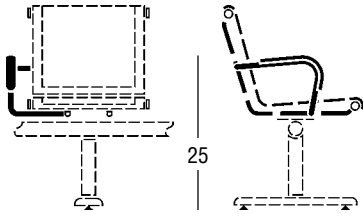
See page 39 for additional ordering instructions

IMPORTANT NOTES

1. COM price is based on a minimum order of 6 seats. Use Grade B price for smaller orders.
2. The upholstery is available standard with two quilts as shown in the brochure. For high-traffic areas, we recommend a plain upholstery without the quilts. Please specify upholstery detail at time of order.
3. The stainless steel seat has an epoxy-coated tube frame with a stainless steel seat/back pan.
- *4. Packed 5/ carton.

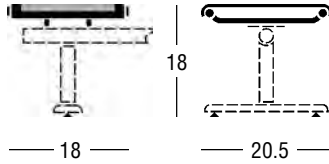
IMPORTANT NOTES

1. COM price is based on a minimum order of 6 seats. Use Grade B price for smaller orders.
2. The upholstery is available standard with two quilts as shown in the brochure. For high-traffic areas, we recommend a plain upholstery without the quilts. Please specify upholstery detail at time of order.
3. The stainless steel seat has an epoxy-coated tube frame with a stainless steel seat/back pan.
4. The arms are located to provide two arms per seat unit. The arms have a black self-skinned urethane arm cap with a textured finish.
- *5. Packed 2/ carton.



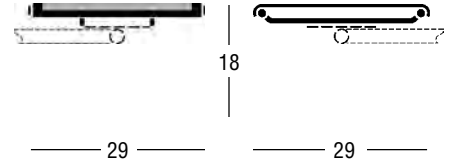
0703S

Single Arm



0705

Linear Table / Bench



0706

Corner Table

EPOXY		•••••	STAINLESS	
132.00	-		-	-
-	-	-	-	
-	-	-	-	
-	-	-	-	
-	-	-	-	
-	-	-	-	
-	-	-	-	
-	-	-	-	
3			18	
1.0*			2.0*	
-			.75	

IMPORTANT NOTES

1. The 0703S Single Arm is welded to the seat frame to provide a single arm centred between the seats and at ends of rows.
2. The arms have a black self-skinned urethane arm cap with a textured finish.
3. A layout drawing clearly showing the location of the arms is required with the order.

IMPORTANT NOTES


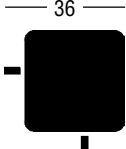
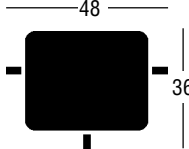
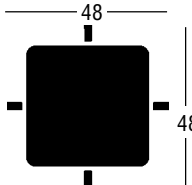
1. Replaces the seat unit on the beam.
 2. The 0705 may be used as a linear table or as a bench seat.
 3. The stainless steel linear table/bench has an epoxy-coated tube frame with a stainless steel seat pan.
- *4. Packed 4/ carton.

IMPORTANT NOTES

1. The 0706 Corner Table includes the required beam section.
2. See page 38 for the 0506 Laminate corner table.

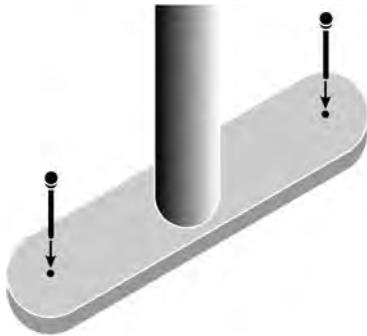
BEAM MOUNTED SEATING

38

Table Components	 0505 Linear Table	 0506 Corner Table	 0507 T - Table	 0508 X - Table
FINISH				
LAMINATE - Self Edge or PVC Edge	228.00	588.00	876.00	996.00
TABLE TOP - W x D x H (inches)	21 x 22	30 x 30	30 x 36	36 x 36
SHIPPING - Weight (lbs. per unit)	16	31	39	49
- Cubic Feet (per unit)	0.5	2.6	2.6	4.3
<p>Laminate table tops are 1.125" thick, with self-edge or PVC edge. See pages 62 - 63 for table top specifications.</p>	<p><i>1. Replaces seat unit on beam.</i></p>	<p><i>1. Includes required beam section. 2. See page 37 for the 0706 Perf Metal corner table.</i></p>	<p><i>1. Includes required beam section.</i></p>	<p><i>1. Includes required beam section.</i></p>

Beam Seating Accessories

Ordering Instructions



Floormount Foot

NO UPCHARGE

The support beams can be ordered with special feet for floor mounting at no extra charge. The feet are drilled to accept floor mounting hardware and plastic cover caps (for 1/4" flat head) are provided. Add the suffix 'FM' to the model number of the support beam. Floor mounting hardware is not supplied.



Fully Articulated Tablet Arm

\$480. LIST (each)

The FATA fully articulated tablet arm can be located at any seat location. The writing surface flips up to provide easy access to the seating. The tablet can be folded away when not in use.



Back-to-Back Connector

\$156. LIST (each)

Two back-to-back connectors are required to join one pair of beams. Joiners space beams at 30" on centre so backs are 2" apart. Specify model 0500-J as well as the desired epoxy colour.



Flip-up Tablet Arm

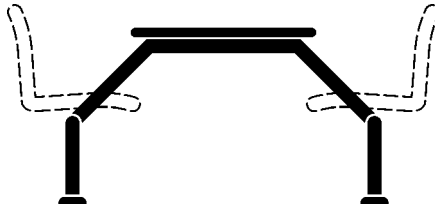
\$360. LIST (each)

The FTA flip-up tablet arm can be located at any seat location. The writing surface flips up to provide easy access to the seating

1. The support beams (page 33) will accept both the seat (models 0401, 0402, 0403, 0501, 0502, 0503, 0702, 0705) and the linear table (models 0505, 0705) at all locations. The cost of seats and tables selected is added to the cost of the appropriate support beams.
2. The prices of the corner, T and X tables (models 0506, 0706, 0507, 0508) include both the table top and the support beam.
3. The support beams are available in epoxy finish only. The foot is available in either epoxy or chrome finish.
4. This series is shipped knocked-down (KD) in the following breakdown:
 - a) seats;
 - b) tables;
 - c) support beams;
 - d) beam feet.
 This seating is easily assembled without special tools.
5. All orders must be accompanied by a layout sketch clearly showing the position of all seats and tables. Orders cannot be processed until receipt of this layout. While we recommend that any critical wall dimensions be shown on the layout sketch, it is your responsibility to ensure that units ordered are the correct size.
6. Group Four would be happy to provide a CAD drawing for your project. Please provide a sketch showing the following:-
 - a) room dimensions including locations of doors and any other obstructions;
 - b) desired traffic patterns of room;
 - c) desired location of furniture;
 - d) desired furniture model.
7. Fibreglass planters and waste units with perforated metal surrounds can be supplied to complement the Group Four beam seating. Contact the factory for additional information.

See page 32 for information on product dimensions

FAST FOOD SEATING



40

Support Frames & Table Tops

	0100-1 Single Seat	0100-2 Two Seat	0100-4 Four Seat	0100-4X Four Seat - X
LAMINATE - Self Edge	600.00	840.00	1176.00	1260.00
- PVC Bullnose Edge	631.20	876.00	1219.20	1300.80
- Wood Bullnose Edge	710.40	993.60	1437.60	1490.40
- SoftEdge	957.60	1238.40	1591.20	1627.20
SHIPPING - Weight (lbs. per unit)	50	64	110	140
- Cubic Feet (per unit)	9.0	18.0	36.0	36.0
TABLE TOP - W x D (inches)	24 x 24	24 x 30/ 24	42 x 30/ 24	36 x 36

ORDERING INSTRUCTIONS

1. The support frames will accept the model 0402, 0502 and 0702 seats. The cost of seats selected is added to the cost of the appropriate support frame and table top units. See pages 34, 35 and 36 for pricing on the seats.

2. The support frames are available in epoxy finish only.

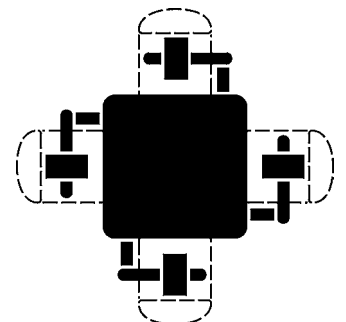
3. The support frames can be ordered with internal sleeves for floor mounting at no extra charge. Add the suffix 'FM' to the model number of the support beam. Floor mounting hardware is not supplied.

4. This series is shipped knocked-down (KD) in the following breakdown:-

- a) seats;
- b) tables;
- c) support frames.

This seating is easily assembled without special tools.

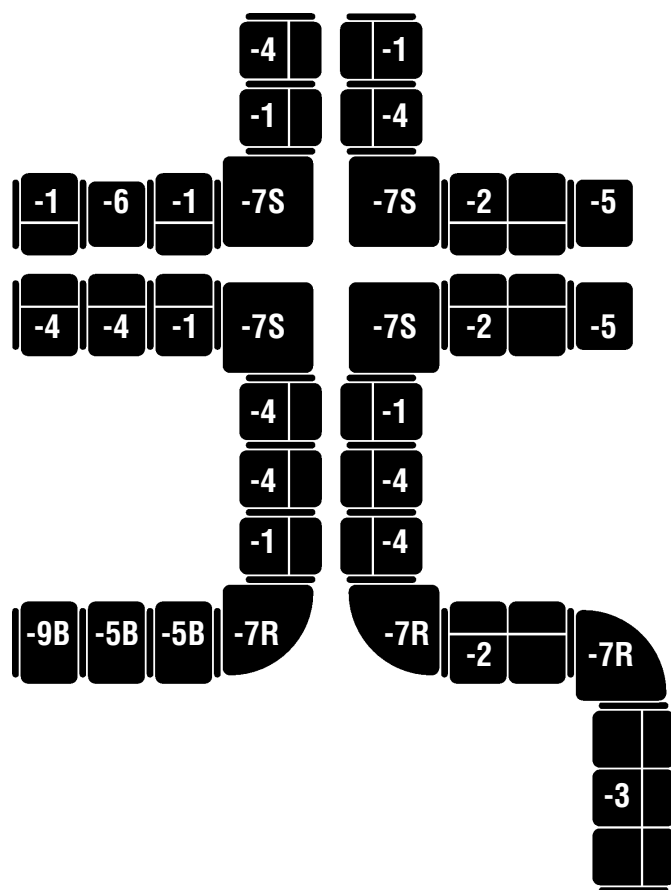
Frames configured to accommodate more seats are available. Advise Group Four of your requirements and we will provide pricing and a drawing.



Layout Information

41

REPRESENTATIVE LAYOUT




COMPONENT BREAKDOWN

Seats:	7 @ -1 Chairs
	3 @ -2 Settees
	1 @ -3 Sofa
	8 @ -4 Link Chairs
	2 @ -5B Link Benches
	1 @ -9B End Bench
Tables:	2 @ -5 End Link Table
	1 @ -6 Joiner Table
	3 @ -7R Round Corner
	4 @ -7S Square Corner

ORDERING INSTRUCTIONS

1. When specifying continuous seating, each row must begin with a freestanding chair. The link chair should then be specified for each additional chair in the row. A new row is deemed to begin whenever a table or bench is joined to the chairs.
2. Use the end link table (model -5) when a single table occurs at the end of a row. The joiner table (model -6) is used when a single table occurs between seats.
3. The square corner table (model -7S) should be used only in a corner or protected area. The rounded corner table (model -7R) should be used in open areas.
4. The prices shown include all necessary support framework.
5. The joiner table (model -6) and the corner table (model -7) can be used to join chairs, settees and sofas.
6. For the 3503 series, a row of tables and / or benches can be formed. The rows must begin with a freestanding unit (model -9) with the end link unit (model -5) specified for each additional unit.
7. All orders must be accompanied by a layout sketch clearly showing the position of all chairs, tables and benches. Orders cannot be processed until receipt of this layout. While we recommend that any critical wall dimensions be shown on the layout sketch, it is your responsibility to ensure that the seating ordered is the correct size.
8. Group Four would be happy to provide a CAD drawing for your project. Please provide a sketch showing the following:
 - a) room dimensions including locations of doors and any other obstructions;
 - b) desired traffic patterns of room;
 - c) desired location of furniture;
 - d) desired furniture model.

LOUNGE SEATING



2403

2503

2603

2703

Woody

Brava

Zeus

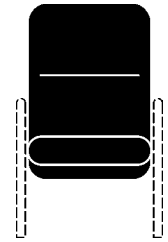
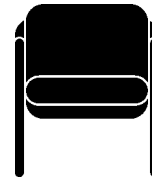
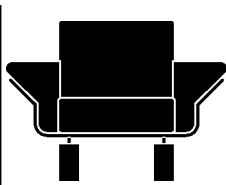
Zeubra

42

SHIPPING (lbs. & cu.ft. per unit)		WEIGHT	CUBE	WEIGHT	CUBE	WEIGHT	CUBE	WEIGHT	CUBE
CHAIR	-1	48	14.2	81	19.0	91	19.0	81	19.0
SETTEE	-2	79	28.8	112	28.8	120	28.8	112	28.8
SOFA	-3	110	44.5	145	44.5	155	44.5	145	44.5
LINK CHAIR	-4	41	15.6	71	15.0	-	-	71	15.0
END LINK TABLE	-5	32	6.0	35	6.0	-	-	-	-
JOINER LINK TABLE	-6	29	6.0	29	6.0	29	6.0	29	6.0
CORNER LINK TABLE	-7	38	8.0	38	8.0	38	8.0	38	8.0
CORNER TABLE	-7F	-	-	-	-	-	-	-	-
COFFEE TABLE	-8	-	-	55	12.0	-	-	-	-
END TABLE	-9	-	-	35	6.0	-	-	-	-
CIRCULAR TABLE	-10	-	-	-	-	-	-	-	-

DIMENSIONS (inches)		W x D x H	W x D x H	W x D x H	W x D x H
CHAIR	-1	27x 28 x 31	28 x 28 x 31	28 x 32 x 33	28 x 28 x 31
SETTEE	-2	49 x 28 x 31	51 x 28 x 31	51 x 32 x 33	51 x 28 x 31
SOFA	-3	71 x 28 x 31	73 x 28 x 31	73 x 32 x 33	73 x 28 x 31
LINK CHAIR	-4	25 x 28 x 31	25 x 28 x 31	-	25 x 28 x 31
END LINK TABLE	-5	24 x 28 x 15	24 x 26 x 15	-	-
JOINER LINK TABLE	-6	22 x 28 x 15	22 x 26 x 15	22 x 26 x 15	22 x 26 x 15
CORNER LINK TABLE	-7	30 x 30 x 15	30 x 30 x 15	30 x 30 x 15	30 x 30 x 15

COM YARDAGE		YARDS	YARDS	YARDS	YARDS
CHAIR	-1	1.5	3.0	4.25	3.0
SETTEE	-2	3.0	4.5	7.5	4.5
SOFA	-3	4.5	6.0	10.5	6.0
LINK CHAIR	-4	1.5	2.5	-	2.5



2803

2903

3300

3403

3503

3403H, 3503H

Lexicon

Archer

Bench

Stable

Continuum

Highback

WEIGHT	CUBE	WEIGHT	CUBE	WEIGHT	CUBE	WEIGHT	CUBE	WEIGHT	CUBE	WEIGHT	CUBE
50	25.0	45	19.0	26	8.0	43	14.2	51	14.2	+5	+6.0
80	38.0	75	35.0	41	14.4	74	28.8	81	28.8	+10	+12.0
115	48.0	105	48.0	56	22.3	105	44.5	111	44.5	+15	+18.0
32	15.0	-	-	-	-	38	15.6	46	15.6	+5	+6.0
32	8.0	-	-	-	-	32	6.0	32	6.0	-	-
29	6.0	-	-	-	-	29	6.0	29	6.0	-	-
50	8.0	-	-	-	-	38	8.0	38	8.0	-	-
90	14.0	45	7.0	50	9.0	50	9.0	50	9.0	-	-
90	18.0	55	10.0	55	12.0	55	12.0	55	12.0	-	-
40	8.0	25	4.0	35	6.0	35	6.0	35	6.0	-	-
110	16.0	70	14.0	-	-	-	-	-	-	-	-

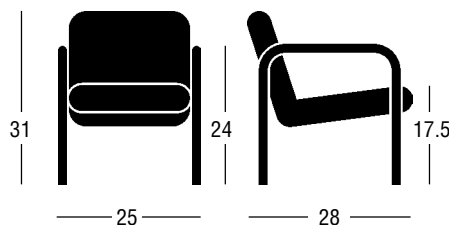
W x D x H	W x D x H	W x D x H	W x D x H	W x D x H	W x D x H
42 x 35 x 29	27 x 33 x 32	24 x 24 x 18	25 x 28 x 31	25 x 29 x 31	25 x 30 x 41
62 x 35 x 29	49 x 33 x 32	47 x 24 x 18	47 x 28 x 31	47 x 29 x 31	47 x 30 x 41
83 x 35 x 29	71 x 33 x 32	69 x 24 x 18	69 x 28 x 31	69 x 29 x 31	69 x 30 x 41
21 x 35 x 29	-	-	24 x 28 x 31	24 x 29 x 31	24 x 30 x 41
24 x 27 x 15	-	-	24 x 28 x 15	24 x 28 x 15	-
19 x 27 x 15	-	-	22 x 28 x 15	24 x 28 x 15	-
30 x 30 x 15	-	-	30 x 30 x 15	30 x 30 x 15	-

YARDS	YARDS	YARDS	YARDS	YARDS	YARDS
3.8	1.5	1.0	1.5	1.5	1.8
6.3	3.0	2.0	3.0	3.0	3.5
8.8	4.5	3.0	4.5	4.5	5.2
2.5	-	-	1.5	1.5	1.8

			<p><i>Intermediate Arm</i> 1. Weight- add 2 lbs. per arm to the weights shown. 2. Width-add 1.5" per arm to the widths shown.</p> <p><i>Split seat and back</i> 1. Weight- add 3 lbs. per seat to the weights shown.</p>	<p><i>Intermediate Arm</i> 1. Weight- add 2 lbs. per arm to the weights shown. 2. Width-add 1.5" per arm to the widths shown.</p> <p><i>Split seat and back</i> 1. Weight- add 3 lbs. per seat to the weights shown.</p>	<p><i>Weight</i> Add the weight shown above to the base weight of the 3403 or 3503 unit.</p>
--	--	--	--	--	--

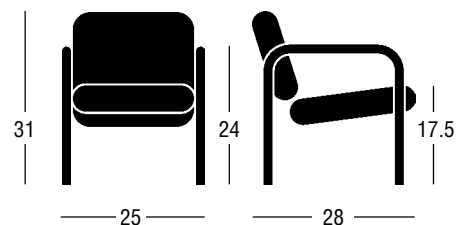
LOUNGE SEATING

44







3403

Stable



3403S


Split Seat & Back

FINISH			EPOXY	CHROME	EPOXY	CHROME	
	CHAIR	-1	COM	573.60	693.60	693.60	825.60
			GRADE A	614.40	734.40	734.40	866.40
			GRADE B	633.60	753.60	753.60	885.60
			GRADE C	674.40	794.40	794.40	926.40
			GRADE D	734.40	854.40	854.40	986.40
	SETTEE	-2	COM	1070.40	1226.40	1310.40	1490.40
			GRADE A	1152.00	1308.00	1392.00	1572.00
			GRADE B	1190.40	1346.40	1430.40	1610.40
			GRADE C	1272.00	1428.00	1512.00	1692.00
			GRADE D	1392.00	1548.00	1632.00	1812.00
	SOFA	-3	COM	1492.80	1696.80	1852.80	2092.80
			GRADE A	1612.80	1816.80	1972.80	2212.80
			GRADE B	1672.80	1876.80	2032.80	2272.80
			GRADE C	1792.80	1996.80	2152.80	2392.80
			GRADE D	1972.80	2176.80	2332.80	2572.80
	LINK CHAIR	-4	COM	549.60	669.60	669.60	801.60
			GRADE A	590.40	710.40	710.40	842.40
			GRADE B	609.60	729.60	729.60	861.60
			GRADE C	650.40	770.40	770.40	902.40
			GRADE D	710.40	830.40	830.40	962.40
LINK END TABLE	-5		492.00	564.00	492.00	564.00	
LINK JOINER TABLE	-6		420.00	456.00	420.00	456.00	
LINK CORNER TABLE	-7		516.00	564.00	516.00	564.00	

See page 52-55 for matching occasional tables, page 42-43 for product specifications and page 41 for ordering instructions


IMPORTANT NOTES

1. COM price is based on a minimum order of 6 seat units. Use grade B price for smaller orders.
2. A bench seat can be used in place of a link table top at the following premiums: COM (1.25 yds) -\$0; Grade A- \$33.60; Grade B- \$48; Grade C- \$81.60; Grade D- \$129.60. Add suffix "B" to code.
3. A two-piece black plastic ganging connector (model 1.50"-G) is available for \$4.80 LIST. It is recommended that two connectors be used per join. See page 18.
4. The tops are G4 standard laminate, 1.125" thick with self edge or PVC edge. For non-standard table tops, contact factory for pricing and availability.



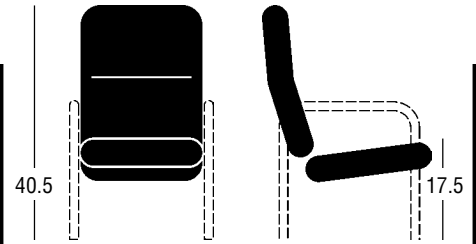
3403A

Intermediate Arm



3403SA

Split Seat & Intermediate Arm



3403H, 3403HA

Split Seat & Highback

EPOXY		•	CHROME	
-	•	•	-	•
-	•	•	-	•
-	•	•	-	•
-	•	•	-	•
-	•	•	-	•
1130.40	•	•	1334.40	•
1212.00	•	•	1416.00	•
1250.40	•	•	1454.40	•
1332.00	•	•	1536.00	•
1452.00	•	•	1656.00	•
1612.80	•	•	1912.80	•
1732.80	•	•	2032.80	•
1792.80	•	•	2092.80	•
1912.80	•	•	2212.80	•
2092.80	•	•	2392.80	•
-	•	•	-	•
-	•	•	-	•
-	•	•	-	•
-	•	•	-	•
-	•	•	-	•
492.00	•	•	564.00	•
420.00	•	•	456.00	•
516.00	•	•	564.00	•

IMPORTANT NOTES - continued

5. All orders for continuous furniture (models -4, -5, -6 or -7) must be accompanied by a layout sketch clearly showing the position of all chairs, tables and benches. Orders cannot be processed until receipt of this layout. The joiner table (model -6) and the corner table (model -7) can be used to join chairs, settees and sofas. See page 41 for more information.

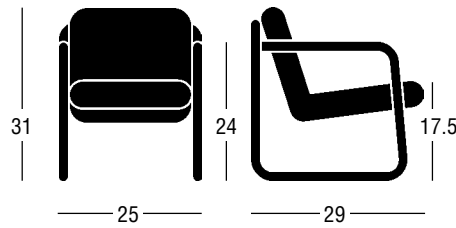
6. See page 52 for matching occasional tables. The 3300 Bench tables and 3500 Continuum tables may *cnq* be used with the 3400 Stable seating.

7. See page 41 for ordering and layout instructions; see pages 42-43 for product specifications.

IMPORTANT NOTES

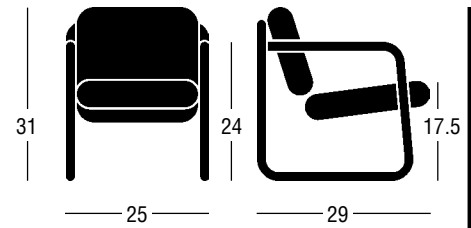
1. The above pricing represents the premium per unit for the Highback separate seat and back. Add this premium to the price of the regular unit (3403, 3403A) to determine the total unit price. Add suffix "H" (without intermediate arm) or "HA" (with intermediate arm) to product code.

LOUNGE SEATING



3503




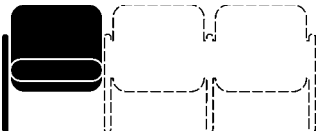
Continuum



3503S

Split Seat and Back

46

FINISH			EPOXY	CHROME	EPOXY	CHROME	
	CHAIR	-1	COM	640.80	760.80	760.80	892.80
			GRADE A	681.60	801.60	801.60	933.60
			GRADE B	700.80	820.80	820.80	952.80
			GRADE C	741.60	861.60	861.60	993.60
			GRADE D	801.60	921.60	921.60	1053.60
	SETTEE	-2	COM	1082.40	1238.40	1322.40	1502.40
			GRADE A	1164.00	1320.00	1404.00	1584.00
			GRADE B	1202.40	1358.40	1442.40	1622.40
			GRADE C	1284.00	1440.00	1524.00	1704.00
			GRADE D	1404.00	1560.00	1644.00	1824.00
	SOFA	-3	COM	1492.80	1696.80	1852.80	2092.80
			GRADE A	1612.80	1816.80	1972.80	2212.80
			GRADE B	1672.80	1876.80	2032.80	2272.80
			GRADE C	1792.80	1996.80	2152.80	2392.80
			GRADE D	1972.80	2176.80	2332.80	2572.80
	LINK CHAIR	-4	COM	609.60	729.60	729.60	861.60
			GRADE A	650.40	770.40	770.40	902.40
			GRADE B	669.60	789.60	789.60	921.60
			GRADE C	710.40	830.40	830.40	962.40
			GRADE D	770.40	890.40	890.40	1022.40
LINK END TABLE	-5		492.00	564.00	492.00	564.00	
LINK JOINER TABLE	-6		420.00	456.00	420.00	456.00	
LINK CORNER TABLE	-7		516.00	564.00	516.00	564.00	

See page 52-55 for matching occasional tables, page 42-43 for product specifications and page 41 for ordering instructions

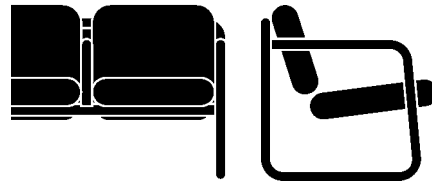
IMPORTANT NOTES

1. COM price is based on a minimum order of 6 seat units. Use grade B price for smaller orders.
2. A bench seat can be used in place of a link table top at the following premiums: COM (1.25 yds) -\$0; Grade A- \$33.60; Grade B- \$48.00; Grade C- \$81.60; Grade D- \$129.60. Add suffix "B" to product code.
3. A two-piece black plastic ganging connector (model 1.50"-G) is available for \$4.80 LIST. It is recommended that two connectors be used per join. See page 18.
4. The tops are G4 standard laminate, 1.125" thick with self edge or PVC edge. For non-standard table tops, contact factory for pricing and availability.



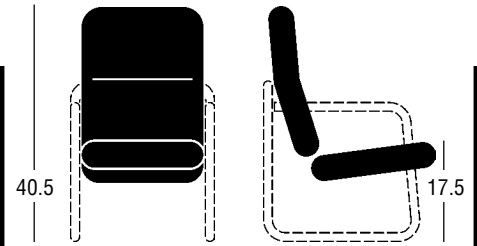
3503A

Intermediate Arm



3503SA

Split Seat & Intermediate Arm



3503H

Split Seat and Highback

EPOXY		•	CHROME		EPOXY		•	CHROME		EPOXY		•	CHROME	
-	-	•	-	-	-	-	•	-	-	+216.00	-	•	+228.00	-
-	-	•	-	-	-	-	•	-	-	+223.20	-	•	+235.20	-
-	-	•	-	-	-	-	•	-	-	+228.00	-	•	+240.00	-
-	-	•	-	-	-	-	•	-	-	+235.20	-	•	+247.20	-
-	-	•	-	-	-	-	•	-	-	+247.20	-	•	+259.20	-
1142.40	1346.40	•	1382.40	1610.40	1382.40	1610.40	•	1612.80	1912.80	+432.00	-	•	+456.00	-
1224.00	1428.00	•	1464.00	1692.00	1464.00	1692.00	•	1732.80	2032.80	+446.40	-	•	+470.40	-
1262.40	1466.40	•	1502.40	1730.40	1502.40	1730.40	•	1792.80	2092.80	+456.00	-	•	+480.00	-
1344.00	1548.00	•	1584.00	1812.00	1584.00	1812.00	•	1912.80	2212.80	+470.40	-	•	+494.40	-
1464.00	1668.00	•	1704.00	1932.00	1704.00	1932.00	•	2092.80	2392.80	+494.40	-	•	+518.40	-
1612.80	1912.80	•	1972.80	2308.80	1972.80	2308.80	•	1792.80	2092.80	+648.00	-	•	+684.00	-
1732.80	2032.80	•	2092.80	2428.80	2092.80	2428.80	•	1912.80	2212.80	+669.60	-	•	+705.60	-
1792.80	2092.80	•	2152.80	2488.80	2152.80	2488.80	•	2092.80	2392.80	+684.00	-	•	+720.00	-
1912.80	2212.80	•	2272.80	2608.80	2272.80	2608.80	•	2452.80	2788.80	+705.60	-	•	+741.60	-
2092.80	2392.80	•	2452.80	2788.80	2452.80	2788.80	•	-	-	+741.60	-	•	+777.60	-
-	-	•	-	-	-	-	•	-	-	+216.00	-	•	+228.00	-
-	-	•	-	-	-	-	•	-	-	+223.20	-	•	+235.20	-
-	-	•	-	-	-	-	•	-	-	+228.00	-	•	+240.00	-
-	-	•	-	-	-	-	•	-	-	+235.20	-	•	+247.20	-
-	-	•	-	-	-	-	•	-	-	+247.20	-	•	+259.20	-
492.00	564.00	•	492.00	564.00	492.00	564.00	•	-	-	-	-	•	-	-
420.00	456.00	•	420.00	456.00	420.00	456.00	•	-	-	-	-	•	-	-
516.00	564.00	•	516.00	564.00	516.00	564.00	•	-	-	-	-	•	-	-

IMPORTANT NOTES - continued

5. All orders for continuous furniture (models -4, -5, -6 or -7) must be accompanied by a layout sketch clearly showing the position of all chairs, tables and benches. Orders cannot be processed until receipt of this layout. The joiner table (model -6) and the corner table (model -7) can be used to join chairs, settees and sofas. See page 41 for more information.

6. See page 55 for matching occasional tables. The 3300 Bench tables and 3600 Ux drg tables' o c / cnq be used with the 3500 Continuum seating.

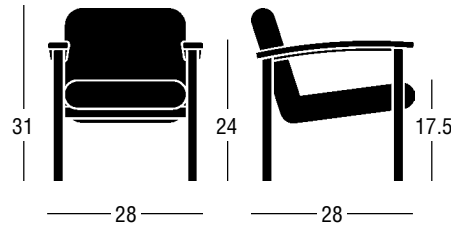
7. See page 41 for ordering and layout instructions; see pages 42-43 for product specifications.

IMPORTANT NOTES

1. The above pricing represents the premium per unit for the Highback separate seat and back. Add this premium to the price of the regular unit (3503, 3503A) to determine the total unit price. Add suffix "H" (without intermediate arm) or "HA" (with intermediate arm) to product code.

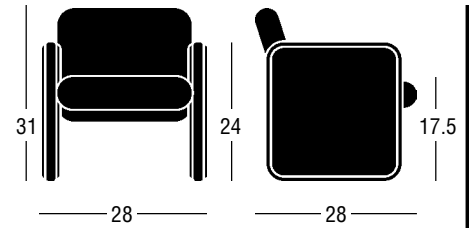
LOUNGE SEATING

48



2403

Woody



2503

Brava

FINISH

CHAIR

-1

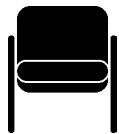
COM

EPOXY

CHROME

EPOXY

OAK



GRADE A

902.40

1022.40

1188.00

1944.00

GRADE B

921.60

1041.60

1236.00

1992.00

GRADE C

962.40

1082.40

1332.00

2088.00

GRADE D

1022.40

1142.40

1476.00

2232.00

SETTEE

-2

COM

1370.40

1514.40

1526.40

2282.40



GRADE A

1440.00

1596.00

1670.40

2426.40

GRADE B

1478.40

1634.40

1742.40

2498.40

GRADE C

1560.00

1716.00

1886.40

2642.40

GRADE D

1680.00

1836.00

2102.40

2858.40

SOFA

-3

COM

1780.80

1984.80

1975.20

2731.20



GRADE A

1900.80

2104.80

2167.20

2923.20

GRADE B

1960.80

2164.80

2263.20

3019.20

GRADE C

2080.80

2284.80

2455.20

3211.20

GRADE D

2260.80

2464.80

2743.20

3499.20

LINK CHAIR

-4

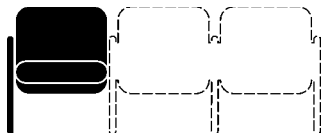
COM

693.60

813.60

813.60

1192.80



GRADE A

734.40

854.40

885.60

1264.80

GRADE B

753.60

873.60

921.60

1300.80

GRADE C

794.40

914.40

993.60

1372.80

GRADE D

854.40

974.40

1101.60

1480.80

LINK END TABLE

-5

492.00

564.00

504.00

-

LINK JOINER TABLE

-6

420.00

456.00

432.00

432.00

LINK CORNER TABLE

-7

516.00

564.00

576.00

576.00

Table tops are G4 standard laminate, 1.125" thick with self edge or PVC edge. For non-standard table tops, contact factory for pricing and availability.

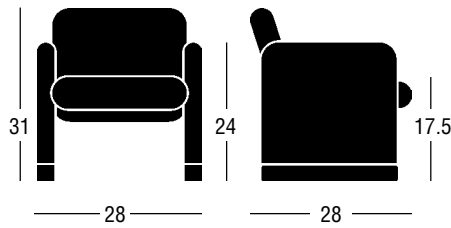
See page 52-55 for matching occasional tables, page 42-43 for product specifications and page 41 for ordering instructions

IMPORTANT NOTES

1. COM price is based on a minimum order of 6 seat units. Use grade B price for smaller orders.
2. The moulded maple plywood arm is finished in a clear lacquer; contact factory for custom finishes.

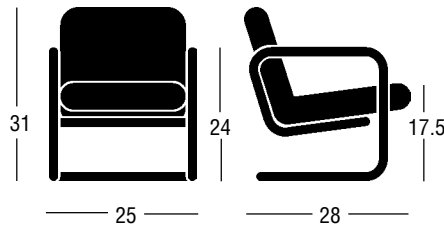
IMPORTANT NOTES

1. COM price is based on a minimum order of 6 seat units. Use grade B price for smaller orders.
2. The oak arm is finished in a clear lacquer; contact factory for custom finishes.
3. The steel arm is finished in epoxy; contact factory for chrome and other custom finishes.



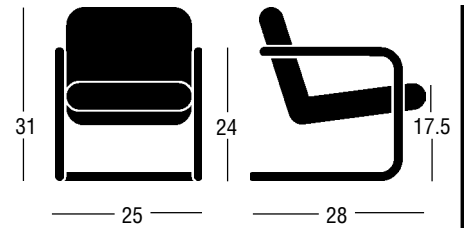
2703

Zeubra



3603

Cantilever Lounge



3703

Sled Base Lounge

EPOXY		OAK		EPOXY		CHROME		EPOXY		CHROME	
1039.20		1243.20		664.80		784.80		616.80		736.80	
1135.20		1339.20		705.60		825.60		657.60		777.60	
1183.20		1387.20		724.80		844.80		676.80		796.80	
1279.20		1483.20		765.60		885.60		717.60		837.60	
1423.20		1627.20		825.60		945.60		777.60		897.60	
1473.60		1677.60		-		-		-		-	
1617.60		1821.60		-		-		-		-	
1689.60		1893.60		-		-		-		-	
1833.60		2037.60		-		-		-		-	
2049.60		2253.60		-		-		-		-	
1922.40		2126.40		-		-		-		-	
2114.40		2318.40		-		-		-		-	
2210.40		2414.40		-		-		-		-	
2402.40		2606.40		-		-		-		-	
2690.40		2894.40		-		-		-		-	
787.20		890.40		-		-		-		-	
859.20		962.40		-		-		-		-	
895.20		998.40		-		-		-		-	
967.20		1070.40		-		-		-		-	
1075.20		1178.40		-		-		-		-	
-		-		-		-		-		-	
432.00		432.00		-		-		-		-	
576.00		576.00		-		-		-		-	

IMPORTANT NOTES

1. COM price is based on a minimum order of 6 seat units. Use grade B price for smaller orders.
2. The oak skid is finished in a clear lacquer; contact factory for custom finishes.
3. The steel skid is finished in epoxy; contact factory for chrome and other custom finishes.

IMPORTANT NOTES

1. COM price is based on a minimum order of 6 chairs. Use Grade B price for smaller orders.
2. A two-piece black plastic ganging connector (model 1.50"-G) is available for \$4.80 LIST. See page 18.
3. Shipping: 51 lbs and 14.2 Cubic Feet

IMPORTANT NOTES

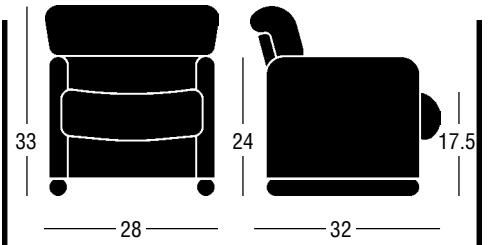
1. COM price is based on a minimum order of 6 chairs. Use Grade B price for smaller orders.
2. A two-piece black plastic ganging connector (model 1.50"-G) is available for \$4.80 LIST. See page 18.
3. Shipping: 51 lbs and 14.2 Cubic Feet

LOUNGE SEATING



3300

Bench



2603

Zeus

50

FINISH

CHAIR

-1

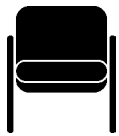
COM

EPOXY

CHROME

EPOXY

OAK



GRADE A

GRADE B

GRADE C

GRADE D

420.00

453.60

468.00

501.60

549.60

492.00

525.60

540.00

573.60

621.60

1402.00

1540.80

1608.00

1744.80

1948.80

1608.00

1744.80

1812.00

1948.80

2152.80

SETTEE

-2

COM

684.00

780.00

2076.00

2280.00



GRADE A

GRADE B

GRADE C

GRADE D

751.20

780.00

847.20

943.20

847.20

876.00

943.20

1039.20

2301.60

2412.00

2637.60

2973.60

2505.60

2616.00

2841.60

3177.60

SOFA

-3

COM

924.00

1056.00

2793.60

2997.60



GRADE A

GRADE B

GRADE C

GRADE D

1024.80

1068.00

1168.80

1312.80

1156.80

1200.00

1300.80

1444.80

3105.60

3261.60

3573.60

4041.60

3309.60

3465.60

3777.60

4245.60

LINK CHAIR

-4

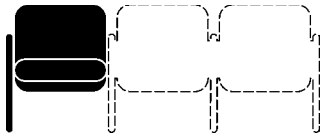
COM

-

-

-

-



GRADE A

GRADE B

GRADE C

GRADE D

-

-

-

-

-

-

-

-

-

-

-

-

-

-

-

-

LINK END TABLE

-5

-

-

-

-

LINK JOINER TABLE

-6

-

-

432.00

432.00

LINK CORNER TABLE

-7

-

-

576.00

576.00

Table tops are G4 standard laminate, 1.125" thick with self edge or PVC edge. For non-standard table tops, contact factory for pricing and availability.

See page 52-55 for matching occasional tables, page 42-43 for product specifications and page 41 for ordering instructions

IMPORTANT NOTES

1. COM price is based on a minimum order of 6 seat units. Use grade B price for smaller orders.
2. A table top can be used in place of a bench seat unit on models -2 and -3 at the following savings: COM - \$0; Grade A - \$33.60; Grade B - \$48.00; Grade C - \$81.60; Grade D - \$129.60. Indicate locations on layout.

IMPORTANT NOTES

1. COM price is based on a minimum order of 6 seat units. Use grade B price for smaller orders.
2. The oak skid is finished in a clear lacquer; contact factory for custom finishes.
3. The steel skid is finished in epoxy; contact factory for chrome and other custom finishes.



3300

Bench



3403

Stable

52

FINISH	EPOXY	CHROME	EPOXY	CHROME
CORNER TABLE -7F	552.00	636.00	576.00	684.00
COFFEE TABLE -8	672.00	768.00	792.00	924.00
END TABLE -9	408.00	480.00	492.00	588.00
CIRCULAR TABLE -10	-	-	-	-

DIMENSIONS (inches)	W x D x H	W x D x H
CORNER TABLE -7F	30 x 30 x 15	30 x 30 x 15
COFFEE TABLE -8	47 x 24 x 15	48 x 26 x 15
END TABLE -9	24 x 24 x 15	25 x 26 x 15
CIRCULAR TABLE -10	-	-

IMPORTANT NOTES

1. The tops are G4 standard laminate, 1.125" thick with self edge or PVC edge. For non-standard table tops, contact factory for pricing and availability. See page 62-63 for table top specifications.

2. Shipping:	Weight	Cubic Feet
-7F Corner Table:	50 lbs.	9.0 cu.ft.
-8 Coffee Table:	55 lbs.	12.0 cu.ft.
-9 End Table:	35 lbs.	6.0 cu.ft.

IMPORTANT NOTES

1. The tops are G4 standard laminate, 1.125" thick with self edge or PVC edge. For non-standard table tops, contact factory for pricing and availability. See page 62-63 for table top specifications.

2. A 0.375" thick clear glass top is available at the prices indicated.

3. Shipping:	Weight	Cubic Feet
-7F Corner Table:	50 lbs.	9.0 cu.ft.
-8 Coffee Table:	55 lbs.	12.0 cu.ft.
-9 End Table:	35 lbs.	6.0 cu.ft.



3503

Continuum



2503

Brava

EPOXY	•••••	CHROME
576.00	•••••	684.00
792.00	•••••	924.00
492.00	•••••	588.00
-	•••••	-

EPOXY	•••••	CHROME
-	•••••	-
948.00	•••••	1056.00
640.80	•••••	744.00
-	•••••	-



W x D x H
 28 x 28 x 15
48 x 28 x 15
 24 x 28 x 15
 -

W x D x H
 -
42 x 26 x 16
 24 x 26 x 16
 -

IMPORTANT NOTES

- The tops are G4 standard laminate, 1.125" thick with self edge or PVC edge. For non-standard table tops, contact factory for pricing and availability. See page 62-63 for table top specifications.
- A 0.375" thick clear glass top is available at the prices indicated.
- Shipping:

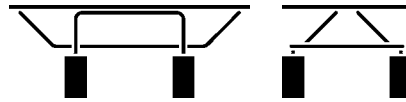
	Weight	Cubic Feet
-7F Corner Table:	50 lbs.	9.0 cu.ft.
-8 Coffee Table:	55 lbs.	12.0 cu.ft.
-9 End Table:	35 lbs.	6.0 cu.ft.

IMPORTANT NOTES

- The tops are G4 standard laminate, 1.125" thick with self edge or PVC edge. For non-standard table tops, contact factory for pricing and availability. See page 62-63 for table top specifications.
- A 0.375" thick clear glass top is available at the prices indicated.
- Shipping:

	Weight	Cubic Feet
-8 Coffee Table:	55 lbs.	12.0 cu.ft.
-9 End Table:	35 lbs.	6.0 cu.ft.

54



2803

Lexicon



2903

Archer

FINISH

CORNER TABLE -7F

COFFEE TABLE -8

END TABLE -9

CIRCULAR TABLE -10

STEEL

1416.00

1956.00

1212.00

1680.00

MAPLE

1536.00

2136.00

1332.00

1800.00

GLASS

768.00

828.00

432.00

1032.00

MAPLE

988.80

1192.80

612.00

2229.60

DIMENSIONS (inches)

CORNER TABLE -7F

COFFEE TABLE -8

END TABLE -9

CIRCULAR TABLE -10

W x D x H

36 x 36 x 15

54 x 36 x 15

28 x 30 x 15

42 dia. x 15

W x D x H

20 dia. x 19

36 dia. x 20 x 14

20 dia. x 12 x 19

36 dia. x 14

IMPORTANT NOTES

1. The tops are G4 standard laminate, 1.125" thick with self edge or PVC edge. For non-standard table tops, contact factory for pricing and availability. See page 62-63 for table top specifications.

2. A 0.375" thick clear glass top is available at the prices indicated (except for the -9 End Table which is available with a laminate top only).

3. Shipping:	Weight	Cubic Feet
-7F Corner Table:	90 lbs.	14.0 cu.ft.
-8 Coffee Table:	90 lbs.	18.0 cu.ft.
-9 End Table:	40 lbs.	8.0 cu.ft.
-10 Circular Table:	110 lbs.	16.0 cu.ft.

IMPORTANT NOTES

1. The 2903-8 and 2903-10 tables are standard with 0.50" thick clear glass or 1" thick maple veneer with solid maple edge tops. The 2903-7F and 2903-9 tables are standard with 0.375" thick clear glass or 0.75" thick solid maple tops.

2. The 2903-8 Coffee Table is standard with a 36" diameter x 20" x 0.50" thick glass top. A 42" dia. x 24" glass top is available at a premium of \$120. LIST. The basic maple veneer top is 39" dia. x 22" x 1" thick. A 42" dia. x 24" maple veneer top is available at the same price.

3. The 2903-10 Circular Table is standard with a 36" diameter x 0.50" thick glass top. A 42" diameter glass top is available at a premium of \$156. LIST. The basic maple veneer top is 39" diameter x 1" thick. A 42" diameter maple veneer top is available at the same price.

4. Shipping:	Weight	Cubic Feet
-7F Corner Table:	50 lbs.	7.0 cu.ft.
-8 Coffee Table:	55 lbs.	10.0 cu.ft.
-9 End Table:	25 lbs.	4.0 cu.ft.
-10 Circular Table:	70 lbs.	14.0 cu.ft.

5. Sheet steel tops are available. Contact factory for details.



7000

Post Leg



9000

Glass Post Leg



7400

Post Leg With Cross

EPOXY	•••••	CHROME
576.00	•••••	648.00
643.20	•••••	715.20
456.00	•••••	528.00
696.00	•••••	768.00

EPOXY	•••••	CHROME
696.00	•••••	768.00
763.20	•••••	835.20
576.00	•••••	648.00
816.00	•••••	888.00

EPOXY	•••••	CHROME
636.00	•••••	708.00
-	•••••	-
516.00	•••••	588.00
756.00	•••••	828.00

W x D x H
 30 x 30 x 16
48 x 24 x 16
 24 x 24 x 16
36 dia. x 16

W x D x H
 30 x 30 x 16
48 x 24 x 16
 24 x 24 x 16
36 dia. x 16

W x D x H
 30 x 30 x 16
 -
 24 x 24 x 16
36 dia. x 16

IMPORTANT NOTES

- The tops are G4 standard laminate, 1.125" thick with self edge or PVC edge. For non-standard table tops, contact factory for pricing and availability. See page 62-63 for table top specifications.
- The Post Legs are available with Domed Bottoms for a premium of \$57.60 LIST per table. Add suffix "D" to the product code.
- The Post Legs are available with the top cap detail for a premium of \$120. LIST per table. Add suffix "C" to the product code. See page 60 for details of the 7000C table
- The tables are available in both Child's version (19" high) and Youth version (24" high) at the above pricing.
- Shipping:

	Weight	Cubic Feet
-7F Corner Table:	50 lbs.	3.0 cu.ft.
-8 Coffee Table:	55 lbs.	3.5 cu.ft.
-9 End Table:	35 lbs.	2.5 cu.ft.
-10 Circular Table:	55 lbs.	3.5 cu.ft.

IMPORTANT NOTES

- The 9000 series tables feature a threaded cap which attaches to the table leg through a hole in the glass top.
- The tables are standard with 0.375" thick clear tempered glass tops.
- The Post Legs are available with Domed Bottoms for a premium of \$57.60 LIST per table. Add suffix "D" to the product code.
- Shipping:

	Weight	Cubic Feet
-7F Corner Table:	50 lbs.	3.0 cu.ft.
-8 Coffee Table:	55 lbs.	3.5 cu.ft.
-9 End Table:	35 lbs.	2.5 cu.ft.
-10 Circular Table:	55 lbs.	3.5 cu.ft.

IMPORTANT NOTES

- The tops are G4 standard laminate, 1.125" thick with self edge or PVC edge. For non-standard table tops, contact factory for pricing and availability. See page 62-63 for table top specifications.
- The tables are available in both Child's version (19" high) and Youth version (24" high) at the above pricing.
- Shipping:

	Weight	Cubic Feet
-7F Corner Table:	50 lbs.	8.0 cu.ft.
-9 End Table:	35 lbs.	7.5 cu.ft.
-10 Circular Table:	55 lbs.	8.5 cu.ft.

Tables Notes

GENERAL

Group Four bases and tops must be ordered as complete tables. All tops and bases are shipped disassembled to minimize freight cost and damage. Assembly is accomplished without special tools. Orders must indicate series number, top size and shape, top and edge material, height and base finish.

BASE FINISHES AND HEIGHTS

Bases are available in epoxy or chrome. Standard overall height for tables is 29". Contact the factory for any custom height requirements. When ordering, the last two numbers in the model number represent the overall height of the table (i.e., 6029 represents a 29" high Spun Trumpet table).

SHIPPING INFORMATION

Shipping weight and cubic size are estimates only. Accurate shipping information depends upon the actual quantities on the complete order.

Bases - shipping information is shown with base specifications on page 56 to 61.

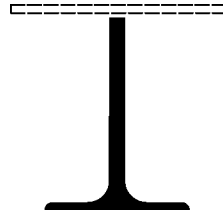
Tops:	Weight:	Cube:
1-1/8"	4 lbs./sq.ft	0.2 cu.ft./sq.ft
1-1/4"	4.5 lbs./sq.ft	0.23 cu.ft./sq.ft
1-1/2"BU	4.25 lbs./sq.ft	0.25 cu.ft./sq.ft

See page 62 - 63 for information on table tops

See page 64 - 67 for information on table accessories

See page 68 - 83 for table pricing

Table Bases

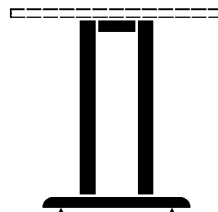


6000

Spun Trumpet

The rim of the base is self-levelling. Glides are not available. Extra weight may be specified. An angle iron spider provides added stability for larger tables, and is denoted with the suffix 'a' on the base information. Column sizes: 2" dia. on 18" base, 3" on 24" base, and 3" on 30" base.

SHIPPING WEIGHT: 30 lbs./base
SHIPPING CUBE: 12 cu.ft./base

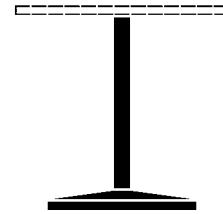


6300DC

Half Round Double Column T

The Half Round Double Column T base provides added stability for larger tables. Columns are 3" dia. tubing, and base is 3" dia. half round section with half domed ends, reinforced with plate steel. Bases are supplied KD, allowing different finishes to be used on the column and foot. A chassis is used for tables 60" and longer. Adjustable glides are standard.

SHIPPING WEIGHT: 65 lbs./pair of bases
SHIPPING CUBE: 9 cu.ft./pair of bases (packed KD)



6100

Cast Base

Cast bases are available in the following patterns:-

- Athena
- Plain Oound
- Radiance

Column size varies with the specified base.

SHIPPING WEIGHT: 50 lbs./base
SHIPPING CUBE: 8 cu.ft./base (packed KD)

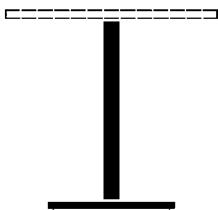


6300KD

KD Half Round T

Column is 3" dia. tubing, and base is 3" dia. half round section with half domed ends, reinforced with plate steel. The base is supplied KD, allowing different finishes to be used on the column and foot. Add \$24. LIST per base to 6300 pricing for epoxy foot and column, or \$48. LIST per base for chrome foot with epoxy column. A connecting stretcher is used for tables longer than 60". Adjustable glides are standard.

SHIPPING WEIGHT: 45 lbs./pair of bases
SHIPPING CUBE: 9 cu.ft./pair of bases

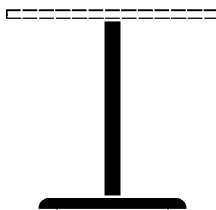


6200

Disc Base

The base understructure is 3/8" thick steel plate. A formed sheet steel cover is bolted in place at the same time as the column. The column is 3.5" diameter steel tubing. Adjustable glides are standard.

SHIPPING WEIGHT: 50 lbs./base
SHIPPING CUBE: 8 cu.ft./base
 (packed KD)

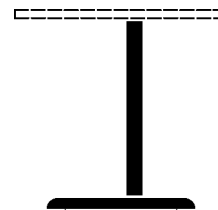


6300

Half Round T

Column is 3" dia. tubing, and base is 3" dia. half round section with half domed ends, reinforced with plate steel. A connecting stretcher is used for tables longer than 60". Adjustable glides are standard.

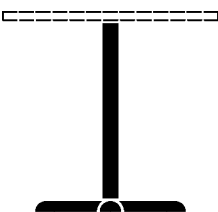
SHIPPING WEIGHT: 45 lbs./pair of bases
SHIPPING CUBE: 9 cu.ft./pair of bases



6300C

C Base Option

The 6300 Half Round T bases are available in a C base format at no upcharge. This shifts the column away from the table user, and is normally used when a modesty panel is attached to the column.

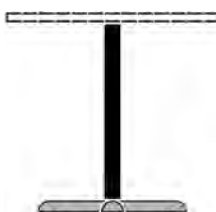


6400

Half Round X

Column is 3" dia. tubing, and base is 3" dia. half round section with half domed ends, reinforced with plate steel. Adjustable glides are standard.

SHIPPING WEIGHT: 30 lbs./base
SHIPPING CUBE: 6 cu.ft./base
 (packed 2 per carton)

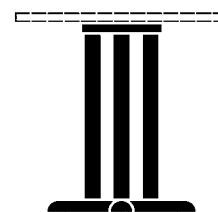


6400KD

KD Half Round X

Column is 3" dia. tubing, and base is 3" dia. half round section with half domed ends, reinforced with plate steel. The base is supplied KD, allowing different finishes to be used on the column and foot. Add \$48. LIST per base to 6400 pricing for epoxy foot and column, or \$96. LIST per base for chrome foot with epoxy column. Adjustable glides are standard.

SHIPPING WEIGHT: 30 lbs./base
SHIPPING CUBE: 6 cu.ft./base
 (packed 2 per carton)



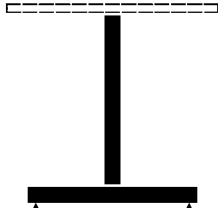
6400Q

Half Round Quad X

The Quad column X base provides added stability for larger tables. Columns are 3" dia. tubing, and base is 3" dia. half round section with half domed ends, reinforced with plate steel. Bases are supplied KD, allowing different finishes to be used on the column and foot. Adjustable glides are standard.

SHIPPING WEIGHT: 45 lbs./base
SHIPPING CUBE: 6 cu.ft./base
 (packed KD)

Table Bases



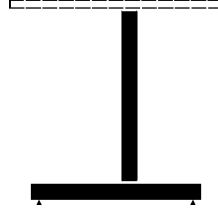
6500

Tubular T

Column and leg are 2" dia. tubing with flat ends. Domed end caps are available for a premium of \$30. LIST per table. A connecting stretcher is used for tables longer than 60". Adjustable glides are standard.

SHIPPING WEIGHT: 35 lbs./pair of bases
SHIPPING CUBE: 9 cu.ft./pair of bases

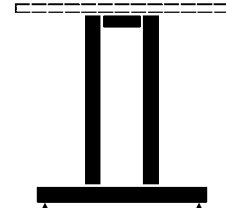
Table Bases



6500C

C Base Option

The 6500 Tubular T bases are available in a C base format at no upcharge. This shifts the column away from the table user, and is normally used when a modesty panel is attached to the column.

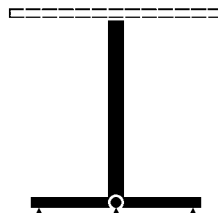


6500DC

Double Column T

Columns and leg are 2" dia. tubing with flat ends. Domed end caps are available for a premium of \$36. LIST per table. The 6500DC base provides added stability for larger tables. Bases are supplied KD, allowing different finishes to be used on the column and foot. A chassis is used for tables 60" and longer. Adjustable glides are standard.

SHIPPING WEIGHT: 55 lbs./pair of bases
SHIPPING CUBE: 9 cu.ft./pair of bases (packed KD)



6600

Tubular X

Column is 2.5" dia. and legs are 1.75" dia. tubing with flat ends. Domed end caps are available for a premium of \$30. LIST per table. Adjustable glides are standard.

SHIPPING WEIGHT: 20 lbs./base
SHIPPING CUBE: 6 cu.ft./base (packed 2 per carton)



6600KD

KD Tubular X


Column is 2.5" dia. and legs are 1.75" dia. tubing with flat ends. Domed end caps are available for a premium of \$30. LIST per table. The base is supplied KD, allowing different finishes to be used on the column and foot. Add \$48. LIST per base to 6600 pricing for epoxy foot and column, or \$96. LIST per base for chrome foot with epoxy column. Adjustable glides are standard.

SHIPPING WEIGHT: 20 lbs./base
SHIPPING CUBE: 6 cu.ft./base (packed 2 per carton)

See page 62 - 63 for information on table tops

See page 64 - 67 for information on table accessories

See page 68 - 83 for table pricing

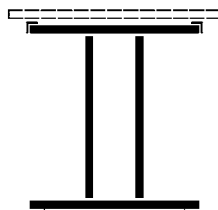


6500KD

KD Tubular T

Column and leg are 2" dia. tubing with flat ends. Domed end caps are available for a premium of \$36. LIST per table. The base is supplied KD, allowing different finishes to be used on the column and foot. Add \$24. LIST per base to 6500 pricing for epoxy foot and column, or \$48. LIST per base for chrome foot with epoxy column. A connecting stretcher is used for tables longer than 60". Adjustable glides are standard.

SHIPPING WEIGHT: 35 lbs./pair of bases
SHIPPING CUBE: 9 cu.ft./pair of bases

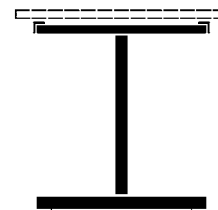


6500DCFT

Folding TT Base

The 6500DCFT folding table uses a double column and leg of 1.5" dia. tubing. Folding bases are available for tables a minimum of 60" in length. Adjustable glides are standard.

SHIPPING WEIGHT: 35 lbs./base
SHIPPING CUBE: 4 cu.ft./base
 (ships attached to top)

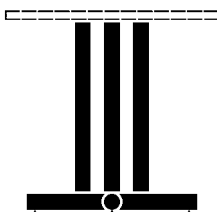


6500FT

Folding T Base

The 6500FT folding table uses a single column and leg of 1.75" dia. tubing. Folding bases are available for tables a minimum of 60" in length. Adjustable glides are standard.

SHIPPING WEIGHT: 35 lbs./base
SHIPPING CUBE: 4 cu.ft./base
 (ships attached to top)

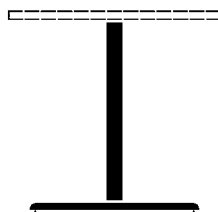


6600Q

Tubular Quad X

Column and legs are 2" dia. tubing with flat ends. Domed end caps are available for a premium of \$36. LIST per table. The 6600Q base provides added stability for larger tables. Bases are supplied KD, allowing different finishes to be used on the column and foot. Adjustable glides are standard.

SHIPPING WEIGHT: 35 lbs./base
SHIPPING CUBE: 6 cu.ft./base
 (packed KD)

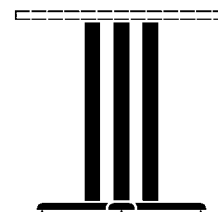


6700

Flat Foot T

Column is 2.5" dia. tubing and base is a separate 3.5" wide flat foot. Bases are supplied KD, allowing different finishes to be used on the column and foot. Chrome prices listed are for chrome foot with epoxy column. Chrome finished columns are available for a premium of \$48. LIST per base. A connecting stretcher is used for tables longer than 60". Adjustable glides are standard.

SHIPPING WEIGHT: 45 lbs./pair of bases
SHIPPING CUBE: 9 cu.ft./pair of bases
 (packed KD)




6800Q

Flat Foot Quad X

The Quad column X base provides added stability for larger tables. Columns are 2.5" dia. tubing and base is a separate 3.5" wide flat foot. Bases are supplied KD, allowing different finishes to be used on the column and foot. Chrome prices listed are for chrome foot with epoxy column. Chrome finished columns are available for a premium of \$144. LIST per base. Adjustable glides are standard.

SHIPPING WEIGHT: 50 lbs./base
SHIPPING CUBE: 6 cu.ft./base
 (packed KD)

Table Bases




7000

Post Leg Base

Legs are 3" dia. tubing with adjustable glides. Domed bottoms are available for a premium of \$14.40 LIST per leg. Other tube diameters are available on a custom basis.

SHIPPING WEIGHT: 20 lbs./set of four
SHIPPING CUBE: 3 cu.ft./set of four

Table Bases

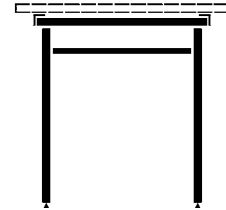


7000C

Post Leg with Cap

Legs are 3" dia. tubing with adjustable glides. Domed bottoms are available for a premium of \$14.40 LIST per leg. Other tube diameters are available on a custom basis. The 7000C features a steel disk cap inset flush with the table top. Adjustable glides are standard.

SHIPPING WEIGHT: 20 lbs./set of four
SHIPPING CUBE: 3 cu.ft./set of four

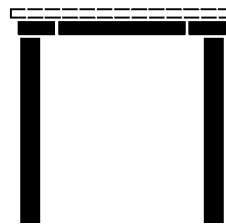


7000FT

Folding Post Leg

The 7000FT folding table uses legs of 1.5" dia. tubing. It is available for Round tables a minimum of 48" diameter, Square tables a minimum of 36", or Rectangular tables with a minimum length of 36". Adjustable glides are standard.

SHIPPING WEIGHT: 35 lbs./base
SHIPPING CUBE: 4 cu.ft./base
 (ships attached to top)

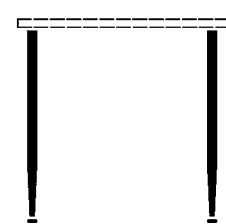


7300

Library Table

The Library Table uses a formed steel hub at each corner, connecting the 2.5" dia. leg and 1" x 2" aprons forming a rigid table base. Bases are supplied KD, allowing different finishes to be used on the legs, apron and hub. Adjustable glides are standard.

SHIPPING WEIGHT: 40 lbs./base
SHIPPING CUBE: 5 cu.ft./base
 (packed KD)



7600

Tapered Post Leg

Lower section of the 1.5" dia. leg tapers to .75" at bottom which is fitted with an adjustable glide.

SHIPPING WEIGHT: 20 lbs./set of four
SHIPPING CUBE: 3 cu.ft./set of four

See page 62 - 63 for information on table tops

See page 64 - 67 for information on table accessories

See page 68 - 83 for table pricing

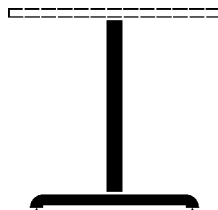


7000S

Post Leg with Stretcher

For tables with 5 legs, the middle leg can be eliminated with a stretcher added to prevent the table top from warping. Add \$72. LIST to the cost of the 5 leg table base.

SHIPPING WEIGHT: 25 lbs./set of four
SHIPPING CUBE: 4 cu.ft./set of four

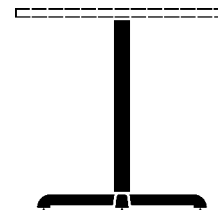


7100

Cast T

Column is 3" dia. tubing and base is a separate cast iron foot. Bases are supplied KD, allowing different finishes to be used on the column and foot. Chrome finished columns are available for a premium of \$48. LIST per base. A connecting stretcher is used for tables longer than 60". Adjustable glides are standard.

SHIPPING WEIGHT: 45 lbs./pair of bases
SHIPPING CUBE: 9 cu.ft./pair of bases (packed KD)

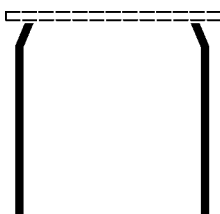


7200

Cast X

Column is 3" dia. tubing and base is a separate cast iron foot. Bases are supplied KD, allowing different finishes to be used on the column and foot. Chrome finished columns are available for a premium of \$48. LIST per base. Adjustable glides are standard.

SHIPPING WEIGHT: 50 lbs./base
SHIPPING CUBE: 6 cu.ft./base (packed KD)



7500

Crab Leg Base

The leg is 1.5" dia. tubing, which exits from the table top at a 45 degree angle then proceeds straight down after a miter joint. Adjustable glides are standard.

SHIPPING WEIGHT: 20 lbs./set of four
SHIPPING CUBE: 3 cu.ft./set of four



7800

Laminate Drum

Laminate drum bases are available in round and half-round. A touch-latch door or mouseholes are options for wire management at \$180. LIST each. Drums accept 30 lbs. of sand for stability. A stretcher is used to stabilize longer tops. Adjustable glides are standard.

SHIPPING WEIGHT: 40 lbs./drum base
SHIPPING CUBE: 10 cu.ft./drum base



7900

Steel Drum

Steel drum bases are available in round and half-round. A hinged door with a spring closure or mouseholes are options for wire management at \$180. LIST each. A stretcher is used to stabilize longer tops. Adjustable glides are standard.

SHIPPING WEIGHT: 40 lbs./drum base
SHIPPING CUBE: 10 cu.ft./drum base

TABLE TOP EDGE TREATMENTS

Table Top Finishes & Edges

G4 LAMINATE TOPS

Any Wilsonart standard pattern and colour may be specified. Plastic laminate is bonded to 1" thick A-grade, 45 lb/cu.ft. particle board core. 0.050" thick face and backing sheet provide overall finished thickness of 1.125". Other laminates are available; contact factory for pricing and availability.

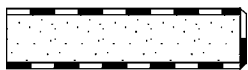
VENEER TOPS

Veneer tops are available on a custom basis; contact factory for price and availability. Tops are veneered top and bottom to ensure stability. Standard finish is clear catalysed lacquer over sealer; stains are available on a custom basis.

Table Top Edge Treatments

SELF-EDGE TOPS

SE 1.0



1.125"

SE 1.5



1.5"

SOLID WOOD EDGE TOPS

SW-F 1.0

0.5"



1.125"

SW-B 1.0

0.5625"



1.125"

SW-F 1.5

0.75"



1.5"

SW-B 1.5

0.75"




1.5"



Flat PVC Edge Top


Flat PVC edging is available to match all standard G4 Epoxy colours. Colour matches are approximate only. Edging is .25" wide x 1.125" thick.

Tops are supplied with a standard 1.5" radius corner.



Self-Edge Top

Edges are finished in the same laminate as the top surface. A different colour laminate may be used on edges for a premium. Corners are standard with 3" radius. Square corners may be specified at no extra cost. Tops are supplied 1.125" thick (SE 1.0) unless otherwise noted.



Bullnose PVC Edge Top

Full Bullnose PVC edging is available to match all standard G4 Epoxy colours. Colour matches are approximate only. Edging is .5625" wide x 1.125" thick.

Tops are supplied with a standard 3" radius corner.




Eased SoftEdge

SoftEdge is an integrally moulded, semi-soft elastomeric urethane, available in 7 profiles and 46 colours. Edging is 1.25" wide x 1.25" thick.


A minimum order of \$2,400. LIST of SoftEdge tops is required.

Table Top Edge Treatments



Solid Wood Flat Edge

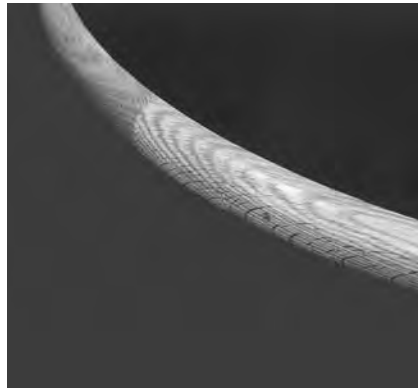
Solid wood edging is available in 0.5" wide flat profile with eased edges. Mitred corners are standard; 3" radius corners can be supplied for a premium of \$24. LIST per corner. Standard finish is clear lacquer; custom stains are available. Tops are supplied 1.125" thick (SW-F 1.0) unless otherwise noted.



Waterfall SoftEdge


SoftEdge is an integrally moulded, semi-soft elastomeric urethane, available in 7 profiles and 46 colours. Edging is 1.25" wide x 1.25" thick.

A minimum order of \$2,400. LIST of SoftEdge tops is required.



Solid Wood Bullnose Edge

Solid wood edging is available in a full bullnose profile. Mitred corners are standard; 3" radius corners can be supplied for a premium of \$24. LIST per corner. Standard finish is clear lacquer; custom stains are available. Tops are supplied 1.125" thick (SW-B 1.0) unless otherwise noted.



Deco SoftEdge

SoftEdge is an integrally moulded, semi-soft elastomeric urethane, available in 7 profiles and 46 colours. Edging is 1.25" wide x 1.25" thick.

A minimum order of \$2,400. LIST of SoftEdge tops is required.

PVC EDGE TOPS



SOFTEDGE TOPS

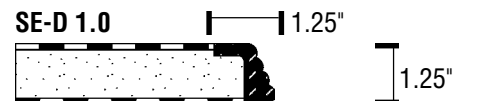
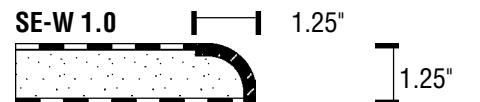
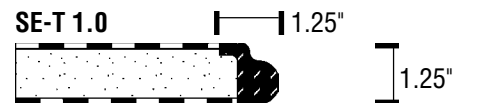
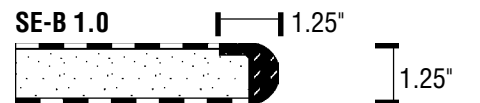




Table Base & Top Accessories



KD Half Round & Tubular

6300KD and 6500KD T Bases
+\$24. LIST per base for epoxy foot
+\$48. LIST per base for chrome foot
6400KD and 6600KD X Bases
+\$48. LIST per base for epoxy foot
+\$96. LIST per base for chrome foot
 See page 56 - 58 for base specifications.



C Base Option

NO PREMIUM

The 6500 Tubular T and 6300 Half Round T bases are available in a C base format. This shifts the column away from the table user, and is normally used when a modesty panel is attached to the column.



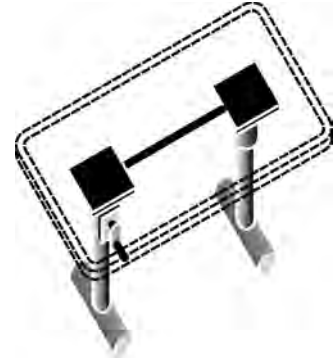
Crank Height Adjustment

+\$1800. LIST (per single base table)
 Crank operated mechanism providing 10" range of top height adjustment is available on 6000, 6100, 6200, 6400 and 6600 bases. Epoxy or chrome finish. Standard table height range is 25" to 35"; custom heights are available. Minimum table height is 18". Maximum table size of 48" Round / 42" Square.



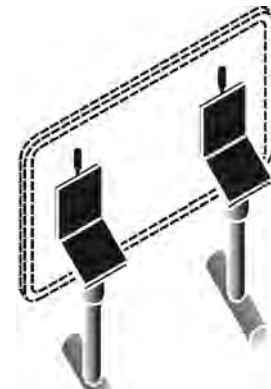
Flip Top Mechanism

+\$132. LIST (per single base table)
 Flip top mechanisms are available on the 6000, 6100, 6200, 6400, and 6600 bases. Flip tops may be combined with crank height adjustments. Flip tops cannot be used on quad column bases.



Crank Height Adjustment

+\$2160. LIST (per double base table)
 Crank operated mechanism providing 10" range of top height adjustment is available on the 6000, 6100, 6200, 6300, 6500 and 6700 bases. Interconnected mechanisms operate by a single crank. Epoxy or chrome finish. Standard table height range is 25" to 35"; custom heights are available. Maximum table size of 48" wide.



Flip Top Mechanism

+\$264. LIST (per double base table)
 Flip top mechanisms are available on the 6000, 6100, 6200, 6300, 6500 and 6700 bases. For tables over 60" in length, the bases are joined with a stretcher for added stability. Flip tops may be combined with crank height adjustments. Flip tops cannot be used on double column bases.



Wheelbarrow Casters

+\$72. LIST (per table)

Two fixed wheels are available on one side of X base or one T base with leveller glide on the other end. This allows the table to be lifted and rolled around room by one person.



Self Levelling Glides

+\$48. LIST (set of 4)

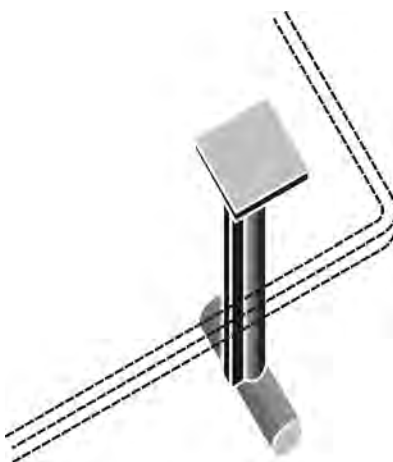
Self levelling glides are available on the X, T and Post leg bases.



Twin Wheel Casters

+\$48. LIST (set of 4)

Casters are available on the X, T and Post leg bases. Two locking and two non-locking twin wheel hooded casters are provided per table. Available in black plastic only. These casters are suitable for carpeted floors.



Column Wire Management

+\$216. LIST (each)


Formed sheet steel raceway fastens to the column of the table base. An opening at the top and bottom allows wires to travel from the ground to the underside of the table surface hidden from view. Available in any Group Four epoxy colour.



Single Wheel Casters

+\$72. LIST (set of 4)

Casters are available on the X, T and Post leg bases. Two locking and two non-locking single wheel casters are provided per table. Available in black rubber with zinc housing only. These casters are suitable for carpeted and hard surface floors.



Mouse Holes

+\$48. LIST (per column)

A 1" dia. hole can be added at the top and bottom of most table base columns to allow for wires to travel inside the leg. The hole is finished with a rubber grommet to protect the wires. The finished hole size is 11/16" dia.

Table Base & Top Accessories



Table Dolly

\$1320. LIST (each)

Tables are stored flat or on their edge, depending on the table size. The size of the dolly varies according to the table size, as well as the door openings where tables are to be used. The dolly is equipped with rubber wheeled casters, rubber bumpers on the corners to protect walls, and rubber strips to protect the tables when stacked. Available in black finish.



Bar Height Table & Footring

+\$48. LIST (per bar-height column)
+\$264. LIST (per footring)

All stationary Group Four tables are available 42" high, suitable for stand-up or barstool use. A footring can be added to the extra height tables at the price shown.



Modesty Panels

8" high- \$33.60 LIST/ lin.ft.
12" high- \$38.40 LIST/ lin.ft.

Modesty Panels are available in standard G4 laminate finish on both sides, with self-edge or PVC edge. Lengths to be rounded up to the next whole foot for pricing purposes. Modesty panels normally attach to the base columns, but can also attach to the table surface with special clips where required.



Linking Hardware

\$33.60 LIST / table

Linking hardware is available to gang free-standing tables. Two sets of links per join are required, included in this price. Available in black powder epoxy with black plastic knobs. A sketch of the table layout must accompany the order.



Folding Modesty Panels

60" - \$408. LIST; 72" - \$441.60 LIST

An 8" high folding modesty panel can be specified for any Group Four folding table. The panel folds on top of the legs when stored. The table is equipped with rubber bumpers to allow the tables to be stacked.



Cable Grommet

\$24. LIST (each)

2.75" diameter round plastic wire pass-through grommet is complete with cover. Price includes preparation of table top. Available in black. A sketch of the grommet location must accompany the order.



Paper Feed Slot

\$24. LIST (each)

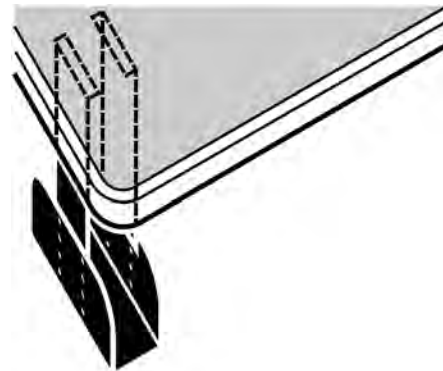
17" long by 1-5/8" wide plastic slot. Pricing includes preparation of the top. Available in black only. A sketch of the paper feed slot location must accompany the order.



Wire Management Raceway

\$14.40 LIST/ lin. ft.

One piece J-channel wire management raceway is available in lengths to suit. Attached with two-sided self adhesive tape, the raceway is easily attached on site.



CPU Holder

\$288. LIST (each)

Formed sheet steel CPU holder fastens to underside of table top. The CPU holder adjusts from 7 1/2" to 10 1/2" wide, and from 14 1/2" to 20 1/2" high. Available in any Group Four epoxy colour. A sketch of the CPU holder location must accompany the order.



Keyboard Tray

\$168. LIST (each)

Keyboard tray is textured black plastic, on matte black metal slides. Tray has a recess to hold keyboard securely and stores completely under the table surface, while extending for easy access at typing height. A sketch of the keyboard tray location must accompany the order.



Power/Data Sphere

\$240. LIST (each)

The power/data sphere provides desktop access to electricity and data transmission. Includes the hole in the table top, but no other wire management accessories. Hookup may require licenced personnel in some locations. Each sphere has 2 Simplex receptacles and 2 voice/data jacks. A sketch of the Sphere location must accompany the order.



Power/Data Center

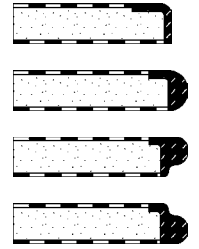
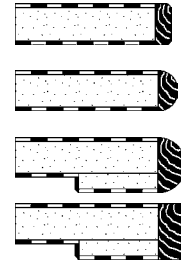
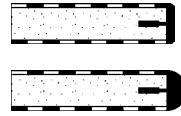
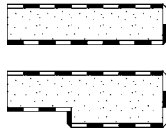
\$240. LIST (each)

The recessed power/data center with fold away lid provides desktop access to electricity and data transmission. Includes the hole in the table top, but no other wire management accessories. Hookup may require licenced personnel in some locations. Each center has 2 Simplex receptacles and 2 voice/data jacks. A sketch of the Center location must accompany the order.

TABLES

See pages 80 to 83 for larger board-room tables. Custom shapes and sizes are available; contact the factory for pricing.

68



Self - Edge

Pvc Edge

Wood Edge

SoftEdge


BASE FINISH

ROUND




24" dia.	211.20	235.20	456.00	648.00
30" dia.	328.80	355.20	688.80	736.80
36" dia.	446.40	480.00	972.00	885.60
42" dia.	758.40	799.20	1320.00	972.00
48" dia.	758.40	804.00	1617.60	1171.20
54" dia.	1188.00	1238.40	2167.20	1490.40
60" dia.	1188.00	1243.20	2659.20	1586.40

SQUARE



24" square	211.20	242.40	321.60	568.80
30" square	388.80	362.40	484.80	720.00
36" square	446.40	487.20	676.80	813.60
42" or 48" square	758.40	816.00	1180.80	1010.40
54" or 60" square	1188.00	1257.60	1922.40	-

RECTANGLE



24" x 30" or 36"	302.40	338.40	456.00	700.80
24" x 42" or 48"	393.60	436.80	604.80	741.60
24" x 54" or 60"	487.20	537.60	748.80	856.80
30" x 42" or 48"	480.00	523.20	741.60	895.20
30" x 54" or 60"	612.00	664.80	924.00	1192.80
30" x 66" or 72"	717.60	777.60	1101.60	1212.00
30" x 84" or 96"	1010.40	1084.80	1464.00	-
36" x 42" or 48"	573.60	624.00	882.00	897.60
36" x 54" or 60"	717.60	772.80	1101.60	1317.60
36" x 66" or 72"	854.40	916.80	1315.20	1365.60
36" x 84" or 96"	1140.00	1214.40	1747.20	2176.80
*42" x 54" or 60"	854.40	912.00	1279.20	1353.60
*42" x 66" or 72"	1180.80	1248.00	1552.80	-
*42" x 84" or 96"	1492.80	1574.40	2330.40	-

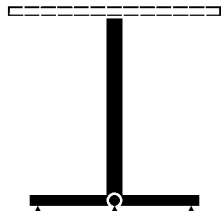
RACETRACK



36" x 54" or 60"	717.60	772.80	1740.00	-
36" x 66" or 72"	854.40	916.80	1915.20	-
*42" x 66" or 72"	1180.80	1248.00	1795.20	-
*42" x 84" or 96"	1492.80	1574.40	2572.80	-

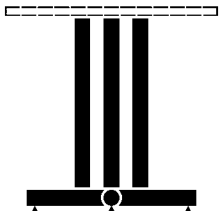
*48" wide table at same price

minimum order



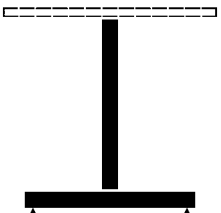
6600

Tubular X



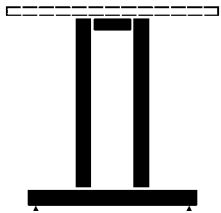
6600Q

Tubular Quad X



6500

Tubular T



6500DC

Double Column T

EPOXY	CHROME	BASE	EPOXY	CHROME	BASE	EPOXY	CHROME	BASE	EPOXY	CHROME	BASE
223.20	283.20	22	396.00	465.60	22	-	-	-	-	-	-
228.00	288.00	24	403.20	475.20	24	-	-	-	-	-	-
230.40	290.40	28	415.20	499.20	28	-	-	-	-	-	-
230.40	290.40	28	415.20	499.20	28	-	-	-	-	-	-
237.60	316.80	36	439.20	547.20	36	-	-	-	-	-	-
237.60	316.80	36	439.20	547.20	36	-	-	-	-	-	-
-	-	-	463.20	592.80	42	-	-	-	-	-	-
228.00	288.00	24	403.20	475.20	24	-	-	-	-	-	-
230.40	290.40	28	415.20	499.20	28	-	-	-	-	-	-
230.40	290.40	28	415.20	499.20	28	-	-	-	-	-	-
237.60	316.80	36	439.20	547.20	36	-	-	-	-	-	-
-	-	-	463.20	592.80	42	-	-	-	-	-	-
230.40	290.40	28	415.20	499.20	28	309.60	384.00	22*	535.20	643.20	22*
-	-	-	-	-	-	309.60	384.00	22*	535.20	643.20	22*
-	-	-	-	-	-	309.60	384.00	22*	655.20	763.20	22
237.60	316.80	36	439.20	547.20	36	319.20	393.60	24*	535.20	643.20	24*
-	-	-	-	-	-	319.20	393.60	24*	655.20	763.20	24
-	-	-	-	-	-	415.20	489.60	24	655.20	763.20	24
-	-	-	-	-	-	415.20	489.60	24	655.20	763.20	24
237.60	316.80	36	439.20	547.20	36	328.80	403.20	28*	547.20	667.20	28*
-	-	-	-	-	-	328.80	403.20	28*	667.20	787.20	28
-	-	-	-	-	-	424.80	499.20	28	667.20	787.20	28
-	-	-	-	-	-	424.80	499.20	28	667.20	787.20	28
-	-	-	463.20	592.80	42	352.80	427.20	36*	681.60	811.20	36
-	-	-	-	-	-	448.80	523.20	36	681.60	811.20	36
-	-	-	-	-	-	448.80	523.20	36	681.60	811.20	36
-	-	-	-	-	-	328.80	403.20	28*	667.20	787.20	28
-	-	-	-	-	-	328.80	403.20	28*	667.20	787.20	28
-	-	-	-	-	-	448.80	523.20	36	681.60	811.20	36
-	-	-	-	-	-	448.80	523.20	36	681.60	811.20	36

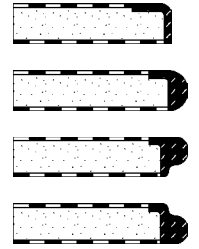
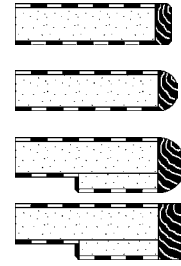
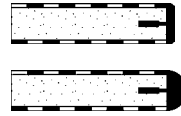
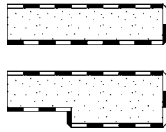
*Without Stretcher

*Without Chassis

TABLES

See pages 80 to 83 for larger board-room tables. Custom shapes and sizes are available; contact the factory for pricing.

70



Self - Edge

Pvc Edge

Wood Edge

SoftEdge


BASE FINISH

ROUND




24" dia.	211.20	235.20	456.00	648.00
30" dia.	328.80	355.20	688.80	736.80
36" dia.	446.40	480.00	972.00	885.60
42" dia.	758.40	799.20	1320.00	972.00
48" dia.	758.40	804.00	1617.60	1171.20
54" dia.	1188.00	1238.40	2167.20	1490.40
60" dia.	1188.00	1243.20	2659.20	1586.40

SQUARE



24" square	211.20	242.40	321.60	568.80
30" square	388.80	362.40	484.80	720.00
36" square	446.40	487.20	676.80	813.60
42" or 48" square	758.40	816.00	1180.80	1010.40
54" or 60" square	1188.00	1257.60	1922.40	-

RECTANGLE



24" x 30" or 36"	302.40	338.40	456.00	700.80
24" x 42" or 48"	393.60	436.80	604.80	741.60
24" x 54" or 60"	487.20	537.60	748.80	856.80
30" x 42" or 48"	480.00	523.20	741.60	895.20
30" x 54" or 60"	612.00	664.80	924.00	1192.80
30" x 66" or 72"	717.60	777.60	1101.60	1212.00
30" x 84" or 96"	1010.40	1084.80	1464.00	-
36" x 42" or 48"	573.60	624.00	882.00	897.60
36" x 54" or 60"	717.60	772.80	1101.60	1317.60
36" x 66" or 72"	854.40	916.80	1315.20	1365.60
36" x 84" or 96"	1140.00	1214.40	1747.20	2176.80
*42" x 54" or 60"	854.40	912.00	1279.20	1353.60
*42" x 66" or 72"	1180.80	1248.00	1552.80	-
*42" x 84" or 96"	1492.80	1574.40	2330.40	-

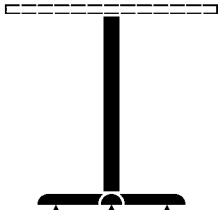
RACETRACK



36" x 54" or 60"	717.60	772.80	1740.00	-
36" x 66" or 72"	854.40	916.80	1915.20	-
*42" x 66" or 72"	1180.80	1248.00	1795.20	-
*42" x 84" or 96"	1492.80	1574.40	2572.80	-

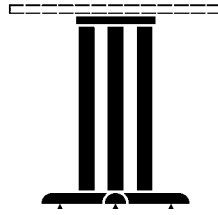
*48" wide table at same price

minimum order



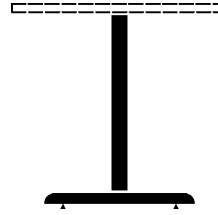
6400

Half Round X



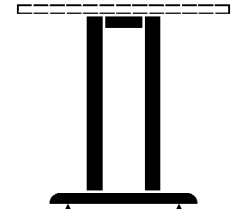
6400Q

Half Round Quad X



6300

Half Round T



6300DC

Double Column T

EPOXY	CHROME	BASE	EPOXY	CHROME	BASE	EPOXY	CHROME	BASE	EPOXY	CHROME	BASE
388.80	484.80	24	492.00	648.00	24	-	-	-	-	-	-
388.80	484.80	24	492.00	648.00	24	-	-	-	-	-	-
396.00	492.00	28	504.00	660.00	28	-	-	-	-	-	-
408.00	504.00	32	516.00	672.00	32	-	-	-	-	-	-
408.00	504.00	32	516.00	672.00	32	-	-	-	-	-	-
444.00	540.00	36	564.00	720.00	36	-	-	-	-	-	-
-	-	-	564.00	720.00	36	-	-	-	-	-	-
388.80	484.80	24	492.00	648.00	24	-	-	-	-	-	-
396.00	492.00	28	504.00	660.00	28	-	-	-	-	-	-
396.00	492.00	28	504.00	660.00	28	-	-	-	-	-	-
408.00	504.00	32	516.00	672.00	32	-	-	-	-	-	-
-	-	-	564.00	720.00	36	-	-	-	-	-	-
396.00	492.00	28	504.00	660.00	28	540.00	672.00	22*	744.00	864.00	22*
-	-	-	-	-	-	540.00	672.00	22*	744.00	864.00	22*
-	-	-	-	-	-	540.00	672.00	22*	864.00	984.00	22
408.00	504.00	32	516.00	672.00	32	540.00	672.00	24*	744.00	864.00	24*
-	-	-	-	-	-	540.00	672.00	24*	864.00	984.00	24
-	-	-	-	-	-	636.00	768.00	24	864.00	984.00	24
-	-	-	-	-	-	636.00	768.00	24	864.00	984.00	24
444.00	540.00	36	564.00	720.00	36	552.00	684.00	28*	756.00	876.00	28*
-	-	-	-	-	-	552.00	684.00	28*	876.00	996.00	28
-	-	-	-	-	-	648.00	780.00	28	876.00	996.00	28
-	-	-	-	-	-	648.00	780.00	28	876.00	996.00	28
-	-	-	564.00	720.00	36	600.00	744.00	36*	936.00	1056.00	36
-	-	-	-	-	-	696.00	840.00	36	936.00	1056.00	36
-	-	-	-	-	-	696.00	840.00	36	936.00	1056.00	36
-	-	-	-	-	-	552.00	684.00	28*	876.00	996.00	28
-	-	-	-	-	-	552.00	684.00	28*	876.00	996.00	28
-	-	-	-	-	-	696.00	840.00	36	936.00	1056.00	36
-	-	-	-	-	-	696.00	840.00	36	936.00	1056.00	36

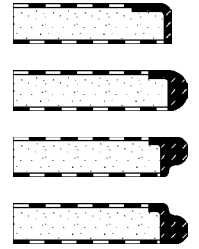
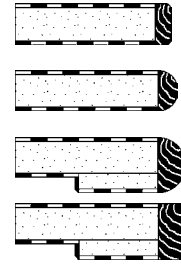
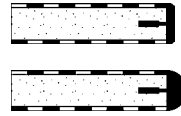
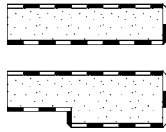
*Without Stretcher

*Without Chassis

TABLES

See pages 80 to 83 for larger board-room tables. Custom shapes and sizes are available; contact the factory for pricing.

72



Self - Edge

Pvc Edge

Wood Edge

SoftEdge


BASE FINISH

ROUND




24" dia.	211.20	235.20	456.00	648.00
30" dia.	328.80	355.20	688.80	736.80
36" dia.	446.40	480.00	972.00	885.60
42" dia.	758.40	799.20	1320.00	972.00
48" dia.	758.40	804.00	1617.60	1171.20
54" dia.	1188.00	1238.40	2167.20	1490.40
60" dia.	1188.00	1243.20	2659.20	1586.40

SQUARE



24" square	211.20	242.40	321.60	568.80
30" square	388.80	362.40	484.80	720.00
36" square	446.40	487.20	676.80	813.60
42" or 48" square	758.40	816.00	1180.80	1010.40
54" or 60" square	1188.00	1257.60	1922.40	-

RECTANGLE



24" x 30" or 36"	302.40	338.40	456.00	700.80
24" x 42" or 48"	393.60	436.80	604.80	741.60
24" x 54" or 60"	487.20	537.60	748.80	856.80
30" x 42" or 48"	480.00	523.20	741.60	895.20
30" x 54" or 60"	612.00	664.80	924.00	1192.80
30" x 66" or 72"	717.60	777.60	1101.60	1212.00
30" x 84" or 96"	1010.40	1084.80	1464.00	-
36" x 42" or 48"	573.60	624.00	882.00	897.60
36" x 54" or 60"	717.60	772.80	1101.60	1317.60
36" x 66" or 72"	854.40	916.80	1315.20	1365.60
36" x 84" or 96"	1140.00	1214.40	1747.20	2176.80
*42" x 54" or 60"	854.40	912.00	1279.20	1353.60
*42" x 66" or 72"	1180.80	1248.00	1552.80	-
*42" x 84" or 96"	1492.80	1574.40	2330.40	-

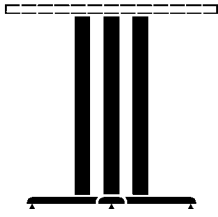
RACETRACK



36" x 54" or 60"	717.60	772.80	1740.00	-
36" x 66" or 72"	854.40	916.80	1915.20	-
*42" x 66" or 72"	1180.80	1248.00	1795.20	-
*42" x 84" or 96"	1492.80	1574.40	2572.80	-

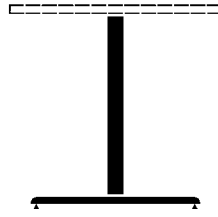
*48" wide table at same price

minimum order



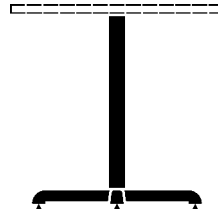
6800Q

Flat Foot Quad X



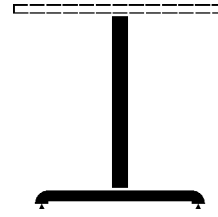
6700

Flat Foot T



7200

Cast X



7100

Cast T

Flat Foot Quad X			Flat Foot T			Cast X			Cast T		
EPOXY	CHROME	BASE	EPOXY	CHROME	BASE	EPOXY	CHROME	BASE	EPOXY	CHROME	BASE
-	-	-	-	-	-	148.80	-	22	-	-	-
660.00	720.00	30	-	-	-	148.80	-	22	-	-	-
660.00	720.00	30	-	-	-	182.40	-	30	-	-	-
660.00	720.00	30	-	-	-	182.40	-	30	-	-	-
660.00	720.00	30	-	-	-	232.80	-	33	-	-	-
660.00	720.00	30	-	-	-	232.80	-	33	-	-	-
660.00	720.00	30	-	-	-	-	-	-	-	-	-
660.00	720.00	30	-	-	-	148.80	-	22	-	-	-
660.00	720.00	30	-	-	-	148.80	-	22	-	-	-
660.00	720.00	30	-	-	-	182.40	-	30	-	-	-
660.00	720.00	30	-	-	-	232.80	-	33	-	-	-
660.00	720.00	30	-	-	-	-	-	-	-	-	-
660.00	720.00	30	384.00	432.00	20*	182.40	-	30	264.00	-	22*
-	-	-	384.00	432.00	20*	-	-	-	264.00	-	22*
-	-	-	384.00	432.00	20*	-	-	-	264.00	-	22*
660.00	720.00	30	384.00	432.00	20*	182.40	-	30	264.00	-	22*
-	-	-	384.00	432.00	20*	-	-	-	264.00	-	22*
-	-	-	480.00	528.00	20	-	-	-	360.00	-	22
-	-	-	480.00	528.00	20	-	-	-	360.00	-	22
660.00	720.00	30	384.00	432.00	20*	232.80	-	33	264.00	-	22*
-	-	-	384.00	432.00	20*	-	-	-	264.00	-	22*
-	-	-	480.00	528.00	20	-	-	-	360.00	-	22
-	-	-	480.00	528.00	20	-	-	-	360.00	-	22
-	-	-	-	-	-	-	-	-	-	-	-
-	-	-	-	-	-	-	-	-	-	-	-
-	-	-	-	-	-	-	-	-	-	-	-
-	-	-	480.00	528.00	20*	-	-	-	264.00	-	22*
-	-	-	480.00	528.00	20*	-	-	-	264.00	-	22*
-	-	-	-	-	-	-	-	-	-	-	-
-	-	-	-	-	-	-	-	-	-	-	-

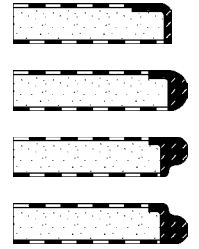
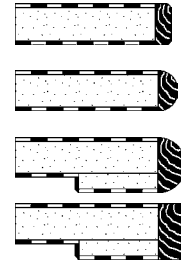
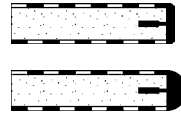
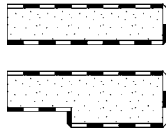
*Without Stretcher

*Without Stretcher

TABLES

See pages 80 to 83 for larger board-room tables. Custom shapes and sizes are available; contact the factory for pricing.

74



Self - Edge

Pvc Edge

Wood Edge

SoftEdge


BASE FINISH

ROUND




24" dia.	211.20	235.20	456.00	648.00
30" dia.	328.80	355.20	688.80	736.80
36" dia.	446.40	480.00	972.00	885.60
42" dia.	758.40	799.20	1320.00	972.00
48" dia.	758.40	804.00	1617.60	1171.20
54" dia.	1188.00	1238.40	2167.20	1490.40
60" dia.	1188.00	1243.20	2659.20	1586.40

SQUARE



24" square	211.20	242.40	321.60	568.80
30" square	388.80	362.40	484.80	720.00
36" square	446.40	487.20	676.80	813.60
42" or 48" square	758.40	816.00	1180.80	1010.40
54" or 60" square	1188.00	1257.60	1922.40	-

RECTANGLE



24" x 30" or 36"	302.40	338.40	456.00	700.80
24" x 42" or 48"	393.60	436.80	604.80	741.60
24" x 54" or 60"	487.20	537.60	748.80	856.80
30" x 42" or 48"	480.00	523.20	741.60	895.20
30" x 54" or 60"	612.00	664.80	924.00	1192.80
30" x 66" or 72"	717.60	777.60	1101.60	1212.00
30" x 84" or 96"	1010.40	1084.80	1464.00	-
36" x 42" or 48"	573.60	624.00	882.00	897.60
36" x 54" or 60"	717.60	772.80	1101.60	1317.60
36" x 66" or 72"	854.40	916.80	1315.20	1365.60
36" x 84" or 96"	1140.00	1214.40	1747.20	2176.80
*42" x 54" or 60"	854.40	912.00	1279.20	1353.60
*42" x 66" or 72"	1180.80	1248.00	1552.80	-
*42" x 84" or 96"	1492.80	1574.40	2330.40	-

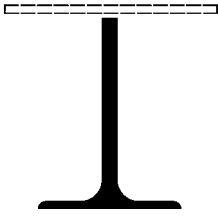
RACETRACK



36" x 54" or 60"	717.60	772.80	1740.00	-
36" x 66" or 72"	854.40	916.80	1915.20	-
*42" x 66" or 72"	1180.80	1248.00	1795.20	-
*42" x 84" or 96"	1492.80	1574.40	2572.80	-

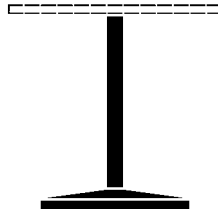
*48" wide table at same price

minimum order



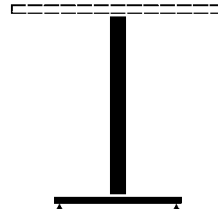
6000

Spun Trumpet



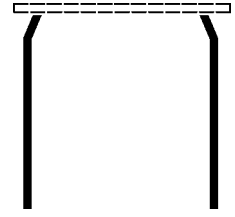
6100

Cast Base



6200

Disc Base



7500

Crab Leg

EPOXY	CHROME	BASE	EPOXY	CHROME	BASE	EPOXY	CHROME	BASE	EPOXY	CHROME	LEGS
213.60	249.60	18	300.00	-	18	468.00	528.00	18	614.40	864.00	4
213.60	249.60	18	300.00	-	18	468.00	528.00	18	614.40	864.00	4
240.00	295.20	24	336.00	-	22	516.00	600.00	22	614.40	864.00	4
240.00	295.20	24	336.00	-	22	516.00	600.00	22	614.40	864.00	4
348.00	436.80	30	336.00	-	22	516.00	600.00	22	614.40	864.00	4
348.00	436.80	30	516.00	-	30	732.00	828.00	30	614.40	864.00	4
384.00	472.80	30a	516.00	-	30	732.00	828.00	30	768.00	1080.00	5
213.60	249.60	18	300.00	-	18	468.00	528.00	18	614.40	864.00	4
213.60	249.60	18	300.00	-	18	468.00	528.00	18	614.40	864.00	4
240.00	295.20	24	336.00	-	22	516.00	600.00	22	614.40	864.00	4
348.00	436.80	30	516.00	-	30	732.00	828.00	30	614.40	864.00	4
384.00	472.80	30a	516.00	-	30	732.00	828.00	30	768.00	1080.00	5
213.60	249.60	18	300.00	-	18	468.00	528.00	18	614.40	864.00	4
-	-	-	-	-	-	-	-	-	614.40	864.00	4
427.20	499.20	2-18*	600.00	-	2-18*	936.00	1056.00	2-18*	614.40	864.00	4
240.00	295.20	24	336.00	-	22	516.00	600.00	22	614.40	864.00	4
427.20	499.20	2-18*	600.00	-	2-18*	936.00	1056.00	2-18*	614.40	864.00	4
523.20	595.20	2-18	696.00	-	2-18	1032.00	1152.00	2-18	768.00	1080.00	5
523.20	595.20	2-18	696.00	-	2-18	1032.00	1152.00	2-18	768.00	1080.00	5
348.00	436.80	30	516.00	-	30	732.00	828.00	30	614.40	864.00	4
384.00	472.80	30a	516.00	-	30	732.00	828.00	30	614.40	864.00	4
427.20	499.20	2-18*	600.00	-	2-18*	936.00	1056.00	2-18*	768.00	1080.00	5
523.20	595.20	2-18	696.00	-	2-18	1032.00	1152.00	2-18	768.00	1080.00	5
384.00	472.80	30a	516.00	-	30	732.00	828.00	30	614.40	864.00	4
480.00	590.40	2-24*	672.00	-	2-22*	1032.00	1200.00	2-22*	768.00	1080.00	5
576.00	686.40	2-24	768.00	-	2-22	1128.00	1296.00	2-22	768.00	1080.00	5
427.20	499.20	2-18*	600.00	-	2-18*	936.00	1056.00	2-18*	614.40	864.00	4
427.20	499.20	2-18*	600.00	-	2-18*	936.00	1056.00	2-18*	614.40	864.00	4
480.00	590.40	2-24*	672.00	-	2-22*	1032.00	1200.00	2-22*	614.40	864.00	4
576.00	686.40	2-24	768.00	-	2-22	1128.00	1296.00	2-22	768.00	1080.00	5

*Without Stretcher

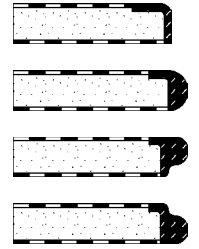
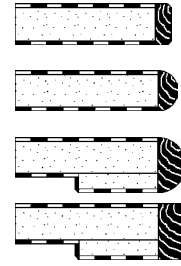
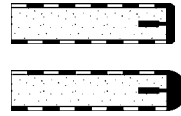
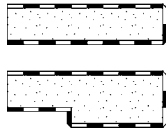
*Without Stretcher

*Without Stretcher

TABLES

See pages 80 to 83 for larger board-room tables. Custom shapes and sizes are available; contact the factory for pricing.

76



Self - Edge

Pvc Edge

Wood Edge

SoftEdge


BASE FINISH

ROUND




24" dia.	211.20	235.20	456.00	648.00
30" dia.	328.80	355.20	688.80	736.80
36" dia.	446.40	480.00	972.00	885.60
42" dia.	758.40	799.20	1320.00	972.00
48" dia.	758.40	804.00	1617.60	1171.20
54" dia.	1188.00	1238.40	2167.20	1490.40
60" dia.	1188.00	1243.20	2659.20	1586.40

SQUARE



24" square	211.20	242.40	321.60	568.80
30" square	388.80	362.40	484.80	720.00
36" square	446.40	487.20	676.80	813.60
42" or 48" square	758.40	816.00	1180.80	1010.40
54" or 60" square	1188.00	1257.60	1922.40	-

RECTANGLE



24" x 30" or 36"	302.40	338.40	456.00	700.80
24" x 42" or 48"	393.60	436.80	604.80	741.60
24" x 54" or 60"	487.20	537.60	748.80	856.80
30" x 42" or 48"	480.00	523.20	741.60	895.20
30" x 54" or 60"	612.00	664.80	924.00	1192.80
30" x 66" or 72"	717.60	777.60	1101.60	1212.00
30" x 84" or 96"	1010.40	1084.80	1464.00	-
36" x 42" or 48"	573.60	624.00	882.00	897.60
36" x 54" or 60"	717.60	772.80	1101.60	1317.60
36" x 66" or 72"	854.40	916.80	1315.20	1365.60
36" x 84" or 96"	1140.00	1214.40	1747.20	2176.80
*42" x 54" or 60"	854.40	912.00	1279.20	1353.60
*42" x 66" or 72"	1180.80	1248.00	1552.80	-
*42" x 84" or 96"	1492.80	1574.40	2330.40	-

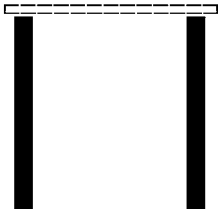
RACETRACK



36" x 54" or 60"	717.60	772.80	1740.00	-
36" x 66" or 72"	854.40	916.80	1915.20	-
*42" x 66" or 72"	1180.80	1248.00	1795.20	-
*42" x 84" or 96"	1492.80	1574.40	2572.80	-


*48" wide table at same price

minimum order



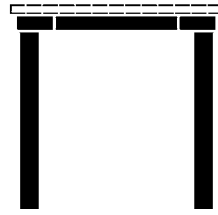
7000

Post Leg



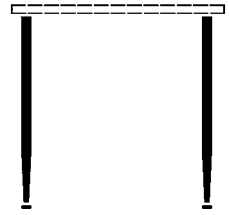
7000C

Post Leg with Cap



7300

Library Table



7600

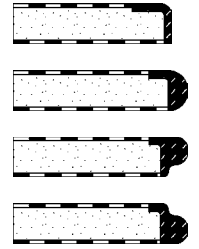
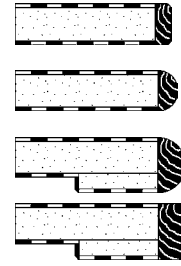
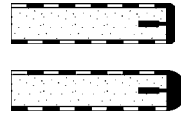
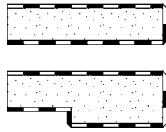
Tapered Post Leg

EPOXY	CHROME	LEGS	EPOXY	CHROME	LEGS	EPOXY	CHROME	LEGS	EPOXY	CHROME	LEGS
307.20	432.00	4	427.20	552.00	4	-	-	-	355.20	480.00	4
307.20	432.00	4	427.20	552.00	4	576.00	864.00	4	355.20	480.00	4
307.20	432.00	4	427.20	552.00	4	576.00	864.00	4	355.20	480.00	4
307.20	432.00	4	427.20	552.00	4	576.00	864.00	4	355.20	480.00	4
307.20	432.00	4	427.20	552.00	4	576.00	864.00	4	355.20	480.00	4
307.20	432.00	4	427.20	552.00	4	576.00	864.00	4	355.20	480.00	4
384.00	540.00	5	535.20	691.20	5	576.00	864.00	4	444.00	600.00	5
307.20	432.00	4	427.20	552.00	4	576.00	864.00	4	355.20	480.00	4
307.20	432.00	4	427.20	552.00	4	576.00	864.00	4	355.20	480.00	4
307.20	432.00	4	427.20	552.00	4	576.00	864.00	4	355.20	480.00	4
307.20	432.00	4	427.20	552.00	4	576.00	864.00	4	355.20	480.00	4
384.00	540.00	5	535.20	691.20	5	576.00	864.00	4	444.00	600.00	5
307.20	432.00	4	427.20	552.00	4	576.00	864.00	4	355.20	480.00	4
307.20	432.00	4	427.20	552.00	4	576.00	864.00	4	355.20	480.00	4
307.20	432.00	4	427.20	552.00	4	576.00	864.00	4	355.20	480.00	4
384.00	540.00	5	535.20	691.20	5	576.00	864.00	4	444.00	600.00	5
384.00	540.00	5	535.20	691.20	5	576.00	864.00	4	444.00	600.00	5
307.20	432.00	4	427.20	552.00	4	576.00	864.00	4	355.20	480.00	4
307.20	432.00	4	427.20	552.00	4	576.00	864.00	4	355.20	480.00	4
384.00	540.00	5	535.20	691.20	5	576.00	864.00	4	444.00	600.00	5
384.00	540.00	5	535.20	691.20	5	720.00	1080.00	5	444.00	600.00	5
307.20	432.00	4	427.20	552.00	4	576.00	864.00	4	355.20	480.00	4
384.00	540.00	5	535.20	691.20	5	720.00	1080.00	5	444.00	600.00	5
384.00	540.00	5	535.20	691.20	5	720.00	1080.00	5	444.00	600.00	5
307.20	432.00	4	427.20	552.00	4	576.00	864.00	4	355.20	480.00	4
384.00	540.00	5	535.20	691.20	5	576.00	864.00	4	444.00	600.00	5
384.00	540.00	5	535.20	691.20	5	720.00	1080.00	5	444.00	600.00	5
384.00	540.00	5	535.20	691.20	5	720.00	1080.00	5	444.00	600.00	5

TABLES

See pages 80 to 83 for larger board-room tables. Custom shapes and sizes are available; contact the factory for pricing.

78



Self - Edge

Pvc Edge

Wood Edge

SoftEdge


BASE FINISH

ROUND




24" dia.	211.20	235.20	456.00	648.00
30" dia.	328.80	355.20	688.80	736.80
36" dia.	446.40	480.00	972.00	885.60
42" dia.	758.40	799.20	1320.00	972.00
48" dia.	758.40	804.00	1617.60	1171.20
54" dia.	1188.00	1238.40	2167.20	1490.40
60" dia.	1188.00	1243.20	2659.20	1586.40

SQUARE



24" square	211.20	242.40	321.60	568.80
30" square	388.80	362.40	484.80	720.00
36" square	446.40	487.20	676.80	813.60
42" or 48" square	758.40	816.00	1180.80	1010.40
54" or 60" square	1188.00	1257.60	1922.40	-

RECTANGLE



24" x 30" or 36"	302.40	338.40	456.00	700.80
24" x 42" or 48"	393.60	436.80	604.80	741.60
24" x 54" or 60"	487.20	537.60	748.80	856.80
30" x 42" or 48"	480.00	523.20	741.60	895.20
30" x 54" or 60"	612.00	664.80	924.00	1192.80
30" x 66" or 72"	717.60	777.60	1101.60	1212.00
30" x 84" or 96"	1010.40	1084.80	1464.00	-
36" x 42" or 48"	573.60	624.00	882.00	897.60
36" x 54" or 60"	717.60	772.80	1101.60	1317.60
36" x 66" or 72"	854.40	916.80	1315.20	1365.60
36" x 84" or 96"	1140.00	1214.40	1747.20	2176.80
*42" x 54" or 60"	854.40	912.00	1279.20	1353.60
*42" x 66" or 72"	1180.80	1248.00	1552.80	-
*42" x 84" or 96"	1492.80	1574.40	2330.40	-

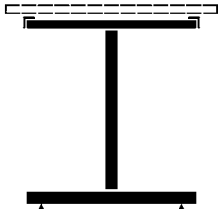
RACETRACK



36" x 54" or 60"	717.60	772.80	1740.00	-
36" x 66" or 72"	854.40	916.80	1915.20	-
*42" x 66" or 72"	1180.80	1248.00	1795.20	-
*42" x 84" or 96"	1492.80	1574.40	2572.80	-

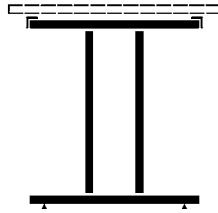
*48" wide table at same price

minimum order



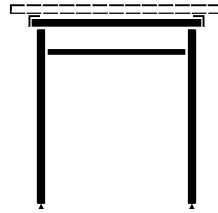
6500FT

Folding T Base



6500DCFT

Folding TT Base



7000FT

Folding Post Leg

EPOXY	CHROME	BASE	EPOXY	CHROME	BASE	EPOXY	CHROME	LEGS		
-	•	-	-	•	-	-	•	-	•	
-	•	-	-	•	-	-	•	-	•	
-	•	-	-	•	-	-	•	-	•	
-	•	-	-	•	-	-	•	-	•	
-	•	-	-	•	-	684.00	•	744.00	•	
-	•	-	-	•	-	684.00	•	744.00	•	
-	•	-	-	•	-	684.00	•	744.00	•	
-	•	-	-	•	-	-	•	-	•	
-	•	-	-	•	-	-	•	-	•	
-	•	-	-	•	-	684.00	•	744.00	•	
-	•	-	-	•	-	684.00	•	744.00	•	
-	•	-	-	•	-	684.00	•	744.00	•	
720.00	•	816.00	22	•	720.00	816.00	•	22	•	
-	•	-	-	•	-	-	•	-	•	
720.00	•	816.00	28	•	720.00	816.00	•	28	•	
720.00	•	816.00	28	•	720.00	816.00	•	28	•	
-	•	-	-	•	-	-	•	-	•	
-	•	-	-	•	-	684.00	•	744.00	•	
720.00	•	816.00	34	•	720.00	816.00	•	34	•	
720.00	•	816.00	34	•	720.00	816.00	•	34	•	
-	•	-	-	•	-	-	•	-	•	
720.00	•	816.00	34	•	720.00	816.00	•	34	•	
720.00	•	816.00	34	•	720.00	816.00	•	34	•	
-	•	-	-	•	-	-	•	-	•	
-	•	-	-	•	-	684.00	•	744.00	•	
720.00	•	816.00	34	•	720.00	816.00	•	34	•	
720.00	•	816.00	34	•	720.00	816.00	•	34	•	
-	•	-	-	•	-	-	•	-	•	
-	•	-	-	•	-	684.00	•	744.00	•	
720.00	•	816.00	34	•	720.00	816.00	•	34	•	
720.00	•	816.00	34	•	720.00	816.00	•	34	•	
-	•	-	-	•	-	-	•	-	•	

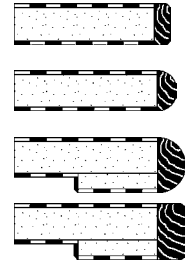
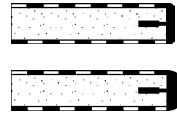
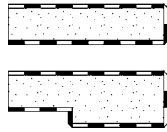
*must be 60" or longer

*must be 60" or longer

*must be 36" or longer

BOARDROOM TABLES

See pages 68 to 79 for smaller tables.
Custom shapes and sizes are available;
contact the factory for pricing.



80

Self - Edge

Pvc Edge

Wood Edge

BASE FINISH

RECTANGLE



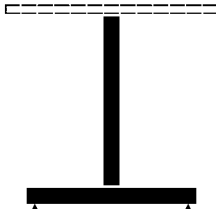
42" x 96"	1492.80	1574.40	2330.40
42" x 108"	1857.60	1946.40	2529.60
*42" x 120"	1975.20	2071.20	2656.80
*42" x 144"	2217.60	2328.00	3096.00
*42" x 168"	2469.60	2592.00	3537.60
48" x 96"	1492.80	1574.40	2330.40
48" x 108"	1857.60	1946.40	2529.60
*48" x 120"	1975.20	2071.20	2656.80
*48" x 144"	2217.60	2328.00	3096.00
*48" x 168"	2469.60	2592.00	3537.60
54" x 96"	1960.80	2049.60	3146.40
54" x 108"	2164.80	2260.80	3482.40
*54" x 120"	2359.20	2462.40	3830.40
*54" x 144"	2736.00	2853.60	4468.80
*54" x 168"	3115.20	3242.40	5097.60

RACETRACK



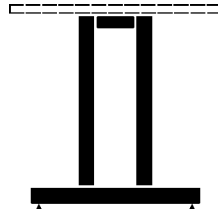
42" x 96"	1492.80	1574.40	2469.60
42" x 108"	1857.60	1946.40	2668.80
*42" x 120"	1975.20	2071.20	2793.60
*42" x 144"	2217.60	2328.00	3235.20
*42" x 168"	2469.60	2592.00	3676.80
48" x 96"	1492.80	1574.40	2767.20
48" x 108"	1857.60	1946.40	2966.40
*48" x 120"	1975.20	2071.20	3091.20
*48" x 144"	2217.60	2328.00	3532.80
*48" x 168"	2469.60	2592.00	3974.40
54" x 96"	1960.80	2049.60	3883.20
54" x 108"	2164.80	2260.80	4219.20
*54" x 120"	2359.20	2462.40	4567.20
*54" x 144"	2736.00	2853.60	5203.20
*54" x 168"	3115.20	3242.40	5834.40

*2 Piece Tops



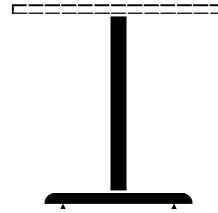
6500

Tubular T



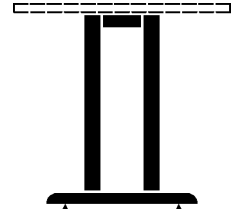
6500DC

Double Column T



6300

Half Round T



6300DC

Double Column T

6500 Tubular T			6500DC Double Column T			6300 Half Round T			6300DC Double Column T		
EPOXY	CHROME	BASE	EPOXY	CHROME	BASE	EPOXY	CHROME	BASE	EPOXY	CHROME	BASE
448.80	523.20	36	681.60	811.20	36	696.00	840.00	36	936.00	1056.00	36
448.80	523.20	36	681.60	811.20	36	696.00	840.00	36	936.00	1056.00	36
530.40	640.80	36*^	681.60	811.20	36	900.00	1116.00	36*^	936.00	1056.00	36
688.80	823.20	36*	1101.60	1291.20	36*	1032.00	1260.00	36*	1476.00	1656.00	36*
688.80	823.20	36*	1101.60	1291.20	36*	1032.00	1260.00	36*	1476.00	1656.00	36*
448.80	523.20	36	681.60	811.20	36	696.00	840.00	36	936.00	1056.00	36
448.80	523.20	36	681.60	811.20	36	696.00	840.00	36	936.00	1056.00	36
530.40	640.80	36*^	681.60	811.20	36	900.00	1116.00	36*^	936.00	1056.00	36
688.80	823.20	36*	1101.60	1291.20	36*	1032.00	1260.00	36*	1476.00	1656.00	36*
688.80	823.20	36*	1101.60	1291.20	36*	1032.00	1260.00	36*	1476.00	1656.00	36*
-	-	-	724.80	847.20	42	-	-	-	984.00	1104.00	42
-	-	-	724.80	847.20	42	-	-	-	984.00	1104.00	42
-	-	-	724.80	847.20	42	-	-	-	984.00	1104.00	42
-	-	-	1144.80	1327.20	42*	-	-	-	1524.00	1704.00	42*
-	-	-	1144.80	1327.20	42*	-	-	-	1524.00	1704.00	42*
448.80	523.20	36	681.60	811.20	36	696.00	840.00	36	936.00	1056.00	36
448.80	523.20	36	681.60	811.20	36	696.00	840.00	36	936.00	1056.00	36
530.40	640.80	36*^	681.60	811.20	36	900.00	1116.00	36*^	936.00	1056.00	36
688.80	823.20	36*	1101.60	1291.20	36*	1032.00	1260.00	36*	1476.00	1656.00	36*
688.80	823.20	36*	1101.60	1291.20	36*	1032.00	1260.00	36*	1476.00	1656.00	36*
448.80	523.20	36	681.60	811.20	36	696.00	840.00	36	936.00	1056.00	36
448.80	523.20	36	681.60	811.20	36	696.00	840.00	36	936.00	1056.00	36
530.40	640.80	36*^	681.60	811.20	36	900.00	1116.00	36*^	936.00	1056.00	36
688.80	823.20	36*	1101.60	1291.20	36*	1032.00	1260.00	36*	1476.00	1656.00	36*
688.80	823.20	36*	1101.60	1291.20	36*	1032.00	1260.00	36*	1476.00	1656.00	36*
-	-	-	724.80	847.20	42	-	-	-	984.00	1104.00	42
-	-	-	724.80	847.20	42	-	-	-	984.00	1104.00	42
-	-	-	724.80	847.20	42	-	-	-	984.00	1104.00	42
-	-	-	1144.80	1327.20	42*	-	-	-	1524.00	1704.00	42*
-	-	-	1144.80	1327.20	42*	-	-	-	1524.00	1704.00	42*

*set of 3 legs ^no stretchers

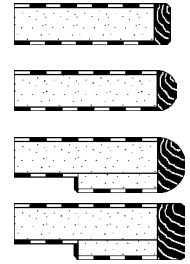
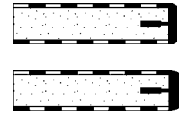
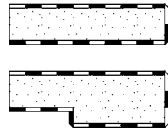
*set of 3 legs

*set of 3 legs ^no stretchers

*set of 3 legs

BOARDROOM TABLES

See pages 68 to 79 for smaller tables.
Custom shapes and sizes are available;
contact the factory for pricing.



82

Self - Edge

Pvc Edge

Wood Edge

BASE FINISH

RECTANGLE



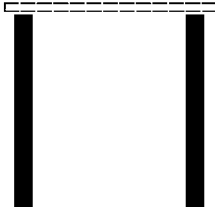
42" x 96"	1492.80	1574.40	2330.40
42" x 108"	1857.60	1946.40	2529.60
*42" x 120"	1975.20	2071.20	2656.80
*42" x 144"	2217.60	2328.00	3096.00
*42" x 168"	2469.60	2592.00	3537.60
48" x 96"	1492.80	1574.40	2330.40
48" x 108"	1857.60	1946.40	2529.60
*48" x 120"	1975.20	2071.20	2656.80
*48" x 144"	2217.60	2328.00	3096.00
*48" x 168"	2469.60	2592.00	3537.60
54" x 96"	1960.80	2049.60	3146.40
54" x 108"	2164.80	2260.80	3482.40
*54" x 120"	2359.20	2462.40	3830.40
*54" x 144"	2736.00	2853.60	4468.80
*54" x 168"	3115.20	3242.40	5097.60

RACETRACK



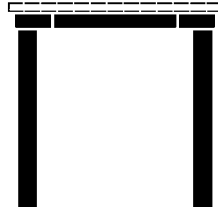
42" x 96"	1492.80	1574.40	2469.60
42" x 108"	1857.60	1946.40	2668.80
*42" x 120"	1975.20	2071.20	2793.60
*42" x 144"	2217.60	2328.00	3235.20
*42" x 168"	2469.60	2592.00	3676.80
48" x 96"	1492.80	1574.40	2767.20
48" x 108"	1857.60	1946.40	2966.40
*48" x 120"	1975.20	2071.20	3091.20
*48" x 144"	2217.60	2328.00	3532.80
*48" x 168"	2469.60	2592.00	3974.40
54" x 96"	1960.80	2049.60	3883.20
54" x 108"	2164.80	2260.80	4219.20
*54" x 120"	2359.20	2462.40	4567.20
*54" x 144"	2736.00	2853.60	5203.20
*54" x 168"	3115.20	3242.40	5834.40

*2 Piece Tops




7000

Post Leg




7300

Library Table



7800

Steel Drum



7900

Laminate Drum

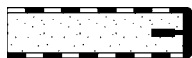
7000			7300			7800			7900		
EPOXY	CHROME	LEGS	EPOXY	CHROME	LEGS	EPOXY	CHROME	BASE	LAMINATE	VENEER	BASE
384.00	540.00	5	720.00	1080.00	5	1608.00	2136.00	18	2232.00	2472.00	18
384.00	540.00	5	720.00	1080.00	5	1608.00	2136.00	18	2232.00	2472.00	18
614.40	864.00	8	1152.00	1728.00	8	1704.00	2232.00	18	2328.00	2568.00	18
614.40	864.00	8	1152.00	1728.00	8	1704.00	2232.00	18	2328.00	2568.00	18
614.40	864.00	8	1152.00	1728.00	8	2412.00	3204.00	18*	3348.00	3588.00	18*
384.00	540.00	5	720.00	1080.00	5	1824.00	2448.00	24	2232.00	2472.00	24
384.00	540.00	5	720.00	1080.00	5	1824.00	2448.00	24	2232.00	2472.00	24
614.40	864.00	8	1152.00	1728.00	8	1920.00	2544.00	24	2328.00	2568.00	24
614.40	864.00	8	1152.00	1728.00	8	1920.00	2544.00	24	2328.00	2568.00	24
614.40	864.00	8	1152.00	1728.00	8	2628.00	3672.00	24*	3348.00	3588.00	24*
384.00	540.00	5	720.00	1080.00	5	1872.00	2832.00	30	2856.00	3096.00	30
384.00	540.00	5	720.00	1080.00	5	1872.00	2832.00	30	2856.00	3096.00	30
614.40	864.00	8	1152.00	1728.00	8	1968.00	2928.00	30	2952.00	3192.00	30
614.40	864.00	8	1152.00	1728.00	8	1968.00	2928.80	30	2952.00	3192.00	30
614.40	864.00	8	1152.00	1728.00	8	2676.00	4248.00	30*	4284.00	4524.00	30*
384.00	540.00	5	720.00	1080.00	5	1608.00	2136.00	18	2232.00	2472.00	18
384.00	540.00	5	720.00	1080.00	5	1608.00	2136.00	18	2232.00	2472.00	18
614.40	864.00	8	1152.00	1728.00	8	1704.00	2232.00	18	2328.00	2568.00	18
614.40	864.00	8	1152.00	1728.00	8	1704.00	2232.00	18	2328.00	2568.00	18
614.40	864.00	8	1152.00	1728.00	8	2412.00	3204.00	18*	3348.00	3588.00	18*
384.00	540.00	5	720.00	1080.00	5	1824.00	2448.00	24	2232.00	2472.00	24
384.00	540.00	5	720.00	1080.00	5	1824.00	2448.00	24	2232.00	2472.00	24
614.40	864.00	8	1152.00	1728.00	8	1920.00	2544.00	24	2328.00	2568.00	24
614.40	864.00	8	1152.00	1728.00	8	1920.00	2544.00	24	2328.00	2568.00	24
614.40	864.00	8	1152.00	1728.00	8	2628.00	3672.00	24*	3348.00	3588.00	24*
384.00	540.00	5	720.00	1080.00	5	1872.00	2832.00	30	2856.00	3096.00	30
384.00	540.00	5	720.00	1080.00	5	1872.00	2832.00	30	2856.00	3096.00	30
614.40	864.00	8	1152.00	1728.00	8	1968.00	2928.00	30	2952.00	3192.00	30
614.40	864.00	8	1152.00	1728.00	8	1968.00	2928.00	30	2952.00	3192.00	30
614.40	864.00	8	1152.00	1728.00	8	2676.00	4248.00	30*	4284.00	4524.00	30*

*set of 3 drums

*set of 3 drums

MODULAR TABLES

84



Pvc Edge

Wood Edge

Soft Edge

SQUARE



24" x 24"

302.40

379.20

640.80

30" x 30"

417.60

532.80

792.00

36" x 36"

535.20

717.60

885.60

-

-

-

-

RECTANGLE



24" x 48"

487.20

648.00

813.60

24" x 54"

578.40

780.00

-

24" x 60"

583.20

784.80

928.80

30" x 48"

571.20

777.60

967.20

30" x 54"

705.60

948.00

-

30" x 60"

715.20

952.80

1264.80

36" x 48"

693.60

912.00

969.60

36" x 54"

837.60

1116.00

-

36" x 60"

842.40

1120.80

1389.60

BULLET



24" x 54"

576.00

864.00

-

24" x 60"

578.40

866.40

-

30" x 54"

698.40

1048.80

-

30" x 60"

700.80

1051.20

-

36" x 54"

804.00

1260.00

-

36" x 60"

806.40

1262.40

-

HALF ROUND



***24" x 48"**

518.40

1035.60

-

***30" x 60"**

734.40

1545.60

-

***36" x 72"**

981.60

2306.40

-

-

-

-

-

***3 sets of channels included**

Each additional set of channels adds \$36. LIST

IMPORTANT NOTES

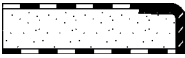
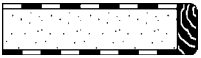
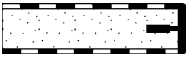




1. Table tops are standard Group Four laminate with flat 0.25" PVC Edge (PVC-F 1.0), with 1.5" radius corners. See page 62 for table top specifications.

IMPORTANT NOTES

1. Table tops are standard Group Four laminate with flat 0.50" Solid Wood Edge (SW-F 1.0), with mitred corners. Standard edge finish is clear lacquer; custom stain finishes are available. See page 63 for table top specifications.

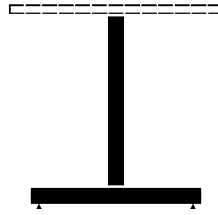
IMPORTANT NOTES

1. Table tops are standard Group Four laminate with Eased Soft Edge (SE-F 1.0), with 0.75" radius corners. See page 62 for table top specifications.

 SoftEdge	 Wood Edge	 Pvc Edge	
- - - -	439.20 621.60 849.60 -	297.60 415.20 532.80 -	24" x 24" RADIUS CORNER 30" x 30" 36" x 36" - 
- - - - - - - -	1622.40 2162.40 2102.40 2707.20 2102.40 2865.60 3345.60 - -	1008.00 1341.60 1341.60 1562.40 1341.60 1696.80 2210.40 - -	24" x 48" *24" x 60" 30" x 48" *30" x 60" 36" x 48" *36" x 60" *36" x 72" - - CRESCENT 
- - - - - -	655.20 952.80 1324.80 - - -	518.40 734.40 981.60 - - -	24" x 24" x 48" 30" x 30" x 60" 36" x 36" x 72" - - - TRAPEZOID 
- - - -	372.00 523.20 708.00 -	295.20 410.40 528.00 -	24" x 24" x 24" 30" x 30" x 30" 36" x 36" x 36" - - TRIANGLE 
<p>IMPORTANT NOTES 1. Table tops are standard Group Four laminate with Eased SoftEdge (SE-F 1.0), with 0.75" radius corners. See page 62 for table top specifications.</p>	<p>IMPORTANT NOTES 1. Table tops are standard Group Four laminate with flat 0.50" Solid Wood Edge (SW-F 1.0), with mitred corners. Standard edge finish is clear lacquer; custom stain finishes are available. See page 63 for table top specifications.</p>	<p>IMPORTANT NOTES 1. Table tops are standard Group Four laminate with flat 0.25" PVC Edge (PVC-F 1.0), with 1.5" radius corners. See page 62 for table top specifications.</p>	<p>*3 sets of channels included Each additional set of channels adds \$36. LIST</p>

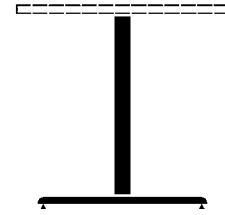
MODULAR TABLES

86



6500M

Tubular T



6700M

Flat Foot T

FINISH

20" SPREAD (for all width tops)

22" SPREAD (for 24" width tops)

24" SPREAD (for 30" width tops)

28" SPREAD (for 36" width tops)

EPOXY

-

154.80

159.60

164.40

CHROME

-

192.00

196.80

201.60

EPOXY

192.00

-

-

CHROME

216.00

-

-

SHIPPING - Weight (lbs. per unit)

- Cubic Feet (per unit)

18

4.5*

23

4.5*


IMPORTANT NOTES

1. Column and leg are 2.0" diameter steel tubing with flat ends. Domed ends are available for a premium of \$18. LIST per base.
2. Adjustable glides are standard.
3. Prices listed are per single base unit. Total number of bases required depends upon finished table layout.
- *4. Packed 2/per carton.

IMPORTANT NOTES

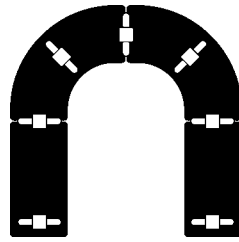
1. Column is 2.5" diameter steel tubing, and base is a separate 3.5" wide cast zinc foot.
2. Prices shown are for epoxy finished column. A chrome finished column is available for a premium of \$48. LIST per base.
3. Adjustable glides are standard.
4. Prices listed are per single base unit. Total number of bases required depends upon finished table layout.
- *5. Packed 2/per carton.

REPRESENTATIVE LAYOUTS & COMPONENT BREAKDOWNS



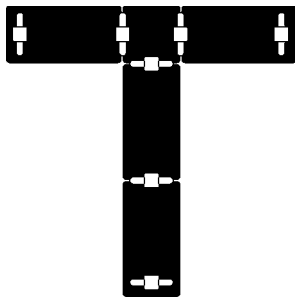
Racetrack Layout:

- 6 Bases
- 2 Half Round Tops
- 2 Rectangular Tops



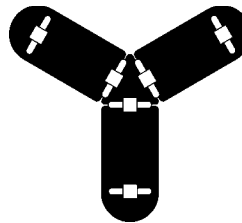
Horseshoe Layout:

- 7 Bases
- 2 Crescent Tops
- 2 Rectangular Tops



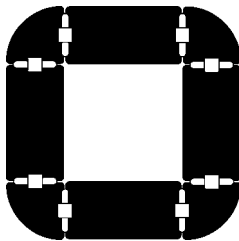
'T' Layout:

- 7 Bases
- 4 Rectangular Tops
- 1 Square Top
- 1 set extra channels



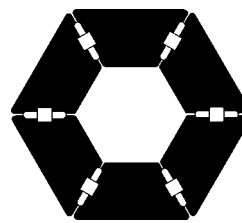
'Y' Layout:

- 6 Bases
- 3 Bullet Tops
- 1 Triangular Top
- 1 set extra channels



Square Layout:

- 8 Bases
- 4 Radius Corner Tops
- 4 Rectangular Tops



Hexagonal Layout:

- 6 Bases
- 6 Trapezoidal Tops

ORDERING INSTRUCTIONS


1. Table tops include two sets of linking channels per top, except where noted. Additional linking channels are available for \$36. LIST per set. A sketch showing the location of the extra linking channels must accompany the order.

2. The table tops and table bases are priced separately. The table base prices are per single base. Specify the required quantity of bases, and add the price of the bases to the price of the table tops to determine the total price.

3. All orders must be accompanied by a layout sketch clearly showing the position of all tops and bases. Orders cannot be processed until receipt of this layout. While we recommend that any critical unit dimensions be shown on the layout sketch, it is your responsibility to ensure that table units ordered are the correct size.

4. Group Four would be happy to provide a CAD drawing for your project. Please provide a sketch showing the following:

- a) room dimensions including locations of doors and any other obstructions;
- b) desired traffic patterns of room;
- c) desired size and location of tables.



GROUP FOUR **FURNITURE**

Group Four Furniture Inc.
33 Shepherd Road
Oakville, Ontario
L 6 K 2 G 6
tel: (877) 585-1478
tel: (905) 845-0211
fax: (905) 845-6894
email: g4furn@aol.com
www.groupfourfurniture.com